



RFP Ref. No. MUM/EMP/FIRE/2025-26/01

DATED: 15/04/2026

**EXPRESSION OF INTEREST (EOI)**  
**FOR THE EMPANELMENT OF AGENCIES / FIRMS / COMPANIES FOR**  
**SITC [SUPPLY, INSTALLATION, TESTING, COMMISSIONING] & SERVICING OF**

**“AUTOMATIC FIRE ALARM & DETECTION SYSTEM (AFD & AS)**  
**AND AUTOGLOW /LED BASED FIRE SAFETY SIGNAGES AS PER BIS & NBC”**

FOR THE BRANCHES / PREMISES LOCATED  
UNDER THE JURISDICTION OF  
STATE BANK OF INDIA, LOCAL HEAD OFFICE  
MUMBAI METRO CIRCLE

**START DATE: 24/04/2026**  
**CLOSE DATE: 18/05/2026 (BY 05.00 PM)**

**ADDRESS FOR COMMUNICATION**

ASSISTANT GENERAL MANAGER (PREMISES & ESTATE)  
PREMISES & ESTATE DEPARTMENT  
5th Floor, SBI LHO BUILDING,  
BKC BANDRA EAST  
MUMBAI- 400051, MAHARASHTRA

**ATTENTION FOR THE APPLICANTS:**

- i. Applicants who are authorized dealers/manufacturers of any one or more of the offered brands or equivalent brands of products and fulfilling the technical specifications and eligibility criterion as mentioned in EOI may only apply. Selection of Brand / Make is the sole discretion of the Bank.
- ii. The existing empaneled vendors on the Bank's panel who fulfill the eligibility criteria are also required to apply afresh. **The application of any Firm/Contractor/entity who has been delisted/debarred/Blacklisted by SBI or by any Scheduled Commercial Bank/ Public Sector Undertaking / State or Central Government or their agencies/ departments, will not be entertained.** The eligibility criteria, scope of the services to be offered, terms and conditions of selection and the detailed proforma for submission of the application for the purpose is provided hereunder and can also be downloaded from our website <<https://sbi.bank.in> or [bank.sbi](https://bank.sbi)> under 'SBI in the News' => 'Procurement News'.
- iii. Online uploading of signed and scanned copies of all documents with application forms through the SBI e-tender portal [www.tenderwizard.com/SBIETENDER](http://www.tenderwizard.com/SBIETENDER) (No hardcopy accepted, except online mode).

Head of the department / NIT issuing authority

Date:

Place:

SEAL & SIGN

AUTOMATIC FIRE DETECTION AND ALARM SYSTEM

PAGE 1 OF 70



**NOTICE FOR THE EMPANELMENT OF AGENCIES / FIRMS / COMPANIES FOR SITC [SUPPLY, INSTALLATION, TESTING, COMMISSIONING] & SERVICING**

OF

**“AUTOMATIC FIRE ALARM & DETECTION SYSTEM (AFD & AS) AND AUTOGLOW /LED BASED FIRE SAFETY SIGNAGES AS PER BIS & NBC”**

**FOR THE BANK BRANCHES / PREMISES LOCATED UNDER THE JURISDICTION OF STATE BANK OF INDIA, LOCAL HEAD OFFICE MUMBAI CIRCLE**

State Bank of India is a body corporate constituted under State Bank of India Act, 1955, having its Corporate Office at State Bank Bhawan, Madam Cama Road, Mumbai and one of its Local Head Office at Mumbai Metro which expression shall mean and include its successors and assignees, hereinafter referred to as SBI / the Bank), represented by its authorized officer Assistant General Manager (P & E), SBI LHO Mumbai.

|                                                                                                                           |                                                                                                                                                                                                                                                                                                                                                                                                                                                                                      |
|---------------------------------------------------------------------------------------------------------------------------|--------------------------------------------------------------------------------------------------------------------------------------------------------------------------------------------------------------------------------------------------------------------------------------------------------------------------------------------------------------------------------------------------------------------------------------------------------------------------------------|
| <p><b>1. Name of Work :</b></p>                                                                                           | <p>The Bank hereby invites Expression of Interest (EOI) from the reputed firms/ Companies / Sole Proprietors for its Branches / Offices under the administrative control of LHO Mumbai Metro for empanelment of vendors for supply, installation, testing, commissioning, and maintenance / servicing of <b><u>AUTOMATIC FIRE ALARM &amp; DETECTION SYSTEM (AFD &amp; AS) AND AUTOGLOW /LED BASED FIRE SAFETY SIGNAGES.</u></b></p> <p><b>Tender ID: MUM/EMP/FIRE/2025-26/01</b></p> |
| <p><b>2. Availability of Bid document/ Empanelment Application forms including changes/amendments issued, if any:</b></p> | <p>Application forms and other documents can be downloaded from the Bank's website &lt;<a href="https://sbi.bank.in">https://sbi.bank.in</a> or <a href="http://bank.sbi">bank.sbi</a>&gt; under 'SBI in the News' =&gt; 'Procurement N and SBI e-tender portal <a href="http://www.tenderwizard.com/SBIETENDER">www.tenderwizard.com/SBIETENDER</a> from 24.04.2026 to 18.05.2026 on 17:00 Hrs.</p>                                                                                 |
| <p><b>3. Last Date &amp; Time of submission of application on online e-tender portal:</b></p>                             | <p>Online uploading of signed and scanned copies of all documents with application forms through the SBI e-tender portal <a href="http://www.tenderwizard.com/SBIETENDER">www.tenderwizard.com/SBIETENDER</a> Up to 17:00 Hrs on 18.05.2026.</p>                                                                                                                                                                                                                                     |
| <p><b>4. Date and time of opening of online application (Technical Bid):</b></p>                                          | <p>19.05.2026 at 1100hrs Hrs (Scrutiny of the document submitted online mode will start by the designated committee)</p>                                                                                                                                                                                                                                                                                                                                                             |

|                                                                                            |                                                                                                                                                                                                                                                                                                                                                           |
|--------------------------------------------------------------------------------------------|-----------------------------------------------------------------------------------------------------------------------------------------------------------------------------------------------------------------------------------------------------------------------------------------------------------------------------------------------------------|
| <p><b>5. Agency for arranging online bidding / submission of empanelment documents</b></p> | <p><b><u>M/S Antares Systems Limited.</u></b><br/>         Honganasu,#137/3, Bangalore Mysore Road opp. To Metro Pillar #P-696, Kengeri, Nengaluru - 560060<br/> <b>Contact Person: Mr. Kushal Bose</b><br/> <b>Mobile : 9674758719,</b><br/> <b>Help Desk :- 9073677150, 9073677151, 9073677152</b><br/> <b>Email: helpdesk857@etenderwizard.com</b></p> |
| <p><b>6.Contact for Clarification and other details</b></p>                                | <p><b>Please contact: Fire Officer (Premises &amp; Estate Department): 02226445008, 7988836758, Email id – <a href="mailto:agmpe.lhomum@sbi.co.in">agmpe.lhomum@sbi.co.in</a> &amp; CC to <a href="mailto:fo.lhomum@sbi.co.in">fo.lhomum@sbi.co.in</a></b></p>                                                                                            |
| <p><b>7. Pre - bid Meeting</b></p>                                                         | <p>, State Bank of India, Local Head Office, Local Head Office, Bandra Kurla Complex from 1500 hrs to 1600 hrs on 08/05/2026.</p>                                                                                                                                                                                                                         |
| <p><b>8. Last date for requesting clarification</b></p>                                    | <p>Up to 1600 hours on 08/05/2026<br/>         All communications regarding points / queries requiring clarifications shall be <b>e-mailed</b> at <a href="mailto:agmpe.lhomum@sbi.co.in">agmpe.lhomum@sbi.co.in</a> or <a href="mailto:fo.lhomum@sbi.co.in">fo.lhomum@sbi.co.in</a></p>                                                                  |
| <p><b>9. Security Deposit</b></p>                                                          | <p>All the empaneled vendors/firms shall deposit amount of Rs. 1,00,000/-, in the form of Demand Draft/Banker's Cheque, in favor of State Bank of India, payable at Mumbai as security deposit. Bank will inform to empaneled vendors/firms for the same.</p>                                                                                             |

**2. The proposed empanelment exercise is meant for enlisting qualified and competent vendors to fulfill the following objective:**

- i. Acceptance for executing Annual Maintenance Contract (AMC) in respect of existing **system already** installed in Branches would be a mandatory condition.
- ii. To undertake fresh installation where warranted, as per new specifications laid down by the Bank for the future requirements at the Branches/Offices using approved Brand / Make as per relevant BIS.
- iii. To create and have a pool of readily available competent vendors capable of supplying required systems, equipment's / components, or services as per laid down specifications at competitive rates without loss of time.



**RFP Ref. No. MUM/EMP/FIRE/2025-26/01**

**DATED: 15/04/2026**

3. Empanelment of vendors for the purpose will be for a period of three years; however, the same is subject to review by the Bank. The performance of the contractors - will be reviewed on yearly basis or as per discretion of the Bank for determining their continuation or removal from the panel during this period **which shall be final and binding upon the empaneled vendors.**

. The evaluation for inclusion on bank's panel for the above said purpose will be based on the experience, reputation, empanelment with other Bank's, PSU's, Govt. institutions, manpower & logistical support of the applicant, their financial capabilities, quality consciousness, etc. and if found necessary may also include inspecting the works undertaken by them for which, necessary co-ordination shall be provided by intending applicants. Based on the details furnished and inspection of works, eligibility criteria, the applicants will be shortlisted for empanelment. Decision of the Bank regarding selection / rejection for empanelment will be final. **Mere submission of application does not guarantee for empanelment.**

5. Further, Bank reserves the right to provide clarification for the queries raised by the intending bidders in the Pre-Bid meeting which shall be intimated to the bidders in due course. Addendum/Corrigendum/Minutes of Prebid meeting shall be published on Bank's website only and no newspaper publication will be released. All interested vendors to monitor the bank website for any addendum/amendments related to this Request for Proposal. Bidder must refer the same before final submission of the Tender.

6. In case of any unexpected interruption due to events beyond control of the procurement committee, the process will be continued on the subsequent working day at the scheduled time.

7. Intending applicants are required to submit their applications with full biodata giving details about their organization, experience, technical personnel in their organization, competence, and adequate evidence of their financial standing etc. in the enclosed form which will be kept confidential. **EOI** is divided into following parts:

- i. **Part I** - General Terms & Conditions
- ii. **Part II** - Pre- Qualification / Eligibility Criteria
- iii. **Part III** - Evaluation Criteria Cum Selection Process
- iv. **Part IV** - Technical Specifications of the items / services required
- v. **Part V** - **Scope** of Work

8. Bidders are advised to read all terms and conditions carefully before submitting the proposal.

9. For clarification, if any please contact **Fire Officer**, Premises & Estate Department, SBI LHO, Mumbai on Tel. No. **02226445008** during Office hours.

## **DISCLAIMER**



1. The EOI would bind neither the Bank in any contract nor in an offer of an assignment/contract. The Bank reserves the right to accept any bid/ proposal or reject any or all the bids/ proposals received in response to the EOI and to cancel the entire process at any time prior to award of the assignment/contract, without thereby incurring any liability to the affected respondent/s. The Bank shall not be bound to offer any reasons for such acceptance/ rejection nor shall entertain any correspondence with the rejected respondents in this matter. The Bank reserves the right to cancel the empanelment process altogether at any time for any reason whatsoever purely at the discretion of the Bank.
2. At any time before the last date and time for submission of response to the EOI the Bank may, for any reason, modify the EOI document, by an amendment that would be displayed on Bank's website <<https://sbi.bank.in> or [bank.sbi](https://bank.sbi)>; the Bank would make no other/separate intimation in this regard. It would be the sole responsibility of the applicant to submit bid / proposal incorporating amendments, if any.
3. The information contained in this document or information provided subsequently to Bidder(s) whether verbally or in documentary form/email by or on behalf of SBI, is subject to the terms and conditions set out in this document.
4. This EOI document is not an offer by State Bank of India, but an invitation to receive responses from the eligible Bidders.
5. The purpose of this EOI document is to provide the Bidder(s) with information to assist preparation of their Bid proposals. This document does not claim to contain all the information each Bidder may require. Each Bidder should conduct its own investigations and analysis and should check the accuracy, reliability and completeness of the information contained in this document and where necessary obtain independent advices/clarifications. Bank may in its absolute discretion, but without being under any obligation to do so, update, amend or supplement the information in this document.
6. The Bank, its employees and advisors make no representation or warranty and shall have no liability to any person, including any Bidder under any law, statute, rules or regulations or tort, principles of restitution or unjust enrichment or otherwise for any loss, damages, cost or expense which may arise from or be incurred or suffered on account of anything contained in this document or otherwise, including the accuracy, adequacy, correctness, completeness or reliability of this EOI document and any assessment, assumption, statement or information contained therein or deemed to form or arising in any way for participation in this bidding process.
7. The Bank also accepts no liability of any nature whether resulting from negligence or otherwise, howsoever caused arising from reliance of any Bidder upon the statements contained in this document.
8. The Bidder is expected to examine all instructions, forms, terms and specifications in this document. Failure to furnish all information required under this document or to submit a Bid not substantially responsive to this EOI in all respect will be at the Bidder's risk and may result in rejection of the Bid.

**INDEX**

| S. NO. | PARTICULARS                                                                                                                                                                                                                                                                                                                                    | PAGE NUMBERS |
|--------|------------------------------------------------------------------------------------------------------------------------------------------------------------------------------------------------------------------------------------------------------------------------------------------------------------------------------------------------|--------------|
| 1.     | <b><u>PART- I: GENERAL INFORMATION AND TERMS &amp; CONDITIONS:</u></b> (Sub Para: 1.1 to 1.2)<br>(Instructions to the applicants, Definition of terms & terminologies etc.)                                                                                                                                                                    | 6-12         |
| 2.     | <b><u>PART- II: PRE- QUALIFICATION / ELIGIBILITY CRITERIA:</u></b><br>(Sub Para 2.1 to 2.9)<br>(Financial, Non-financial, Work Experience, Registration Requirements, Products Certifications, Procedure for Bid System, Authorization Letter, Definition of Terms & Terminologies Service Support Office etc.)                                | 12-15        |
| 3.     | <b><u>PART III- EVALUATION CRITERIA CUM SELECTION PROCESS:</u></b> (Sub Para 3.0 to 3.7)<br>(Evaluation Based on Eligibility Criterion, Evaluation Based on Demonstration Cum Presentation and other instructions)                                                                                                                             | 15-16        |
| 4.     | <b><u>PART IV - MINIMUM TECHNICAL SPECIFICATIONS AND GENERAL REQUIREMENTS OF AUTOMATIC FIRE DETECTION &amp; ALARM SYSTEM (AFD&amp;AS) AND AUTOGLOW /LED BASED FIRE SAFETY SIGNAGES AS PER BIS &amp; NBC</u></b> (Sub Para 4.0 to 4.9.3)<br>Technical Specifications & General Requirements of Automatic Fire Alarm System and its accessories. | 16-34        |
| 5.     | <b><u>PART V - SCOPE OF WORK</u></b><br>(Sub Para 5.0 to 5.7)<br>[ For new supply wherever warranted and AMC of existing system]                                                                                                                                                                                                               | 34-38        |
| 6.     | <b><u>OTHER IMPORTANT TERMS &amp; CONDITIONS</u></b><br>(Sub Para 6.0 to 10.0)<br>Warranty, Guarantee, Service Certificate / Report, Procurement through GeM portal, Confidentiality, Mode of Payment, Penalty Clause etc.                                                                                                                     | 39-40        |
| 7.     | Annexure A to I                                                                                                                                                                                                                                                                                                                                | 41-52        |
| 8.     | Check List                                                                                                                                                                                                                                                                                                                                     | 53           |

**1.0 PART – I: GENERAL INFORMATION AND TERMS & CONDITIONS:**

**1.1 INSTRUCTIONS TO THE APPLICANTS**

The intending bidders should be actively engaged in the field of supplying and maintenance of **AUTOMATIC FIRE ALARM & DETECTION SYSTEM (AFD & AS) AND AUTOGLOW /LED BASED FIRE SAFETY SIGNAGES** with reputed nationalized Banks / PSUs /Govt. / other financial institutions and should have minimum experience as mentioned in Pre-Qualification Eligibility Criteria. Testimonials to be submitted along with the Application Form (Attested photocopies of all relevant documents as mentioned in the list of testimonials and other required documents, are to be submitted online mode only)

- i. List of clients, addresses, their contact numbers, and Technical Specifications / Brochure of the product/s offered.
- ii. A valid current FY Direct Authorized Dealer Certificate from Original Equipment Manufacturer (OEM) as well as Back-to-back agreement with OEM must be submitted, so that direct support for availability of spares and upgrades is available for at least 5 years.
- iii. Proof of registration with ESI and EPF and enrolment of employees under these schemes.
- iv. SBI reserves the right to change the dates mentioned in this document, which will be updated in the Banks website.
- v. The information provided by the vendors in response to this document will become the sole property of SBI and will not be returned. SBI reserves the right to amend, rescind, or reissue this application.
- vi. **After scrutiny of applications for empanelment of vendors and successful demonstration of the equipment the technically qualified/shortlisted applicants shall be invited to participate in financial bid, Price bids will be invited through online or through GeM portal from the technically short-listed applicants/vendors only after successful demonstration of the equipment. The Final selection and empanelment of vendors shall be carried out based on outcome of financial bid Communication of selection on Bank's panel will be made in this regard to the successful bidders. No communication will be made to those bidders whose names are not included on Bank's panel after short listing exercise.**
- vii. Please note that all the information required by the Bank needs to be provided and incomplete Application would lead to disqualification/ non-consideration of the proposal and no request in this regard shall be entertained.
- viii. The Bank reserves the right to reject any or all application or cancel the empanelment process without assigning any reasons whatsoever. The Bank also reserves the right to change or modify any specification / configuration on a later date / during the process of bidding / demonstration / actual installation of the system.
- ix. **OPEN SUPPORT OFFICE:** Shortlisted applicants should have an office or shall open a Branch / Office setup at their own cost, within one month from the date of allotment of work, under the jurisdiction of SBI Administrative Offices / Regional Business Offices under Mumbai Metro Circle, wherever work is allotted with sufficient qualified and trained engineers / technicians / personnels for supervision and sufficient spare parts in stocks for execution of works. The Bank may inspect the facilities of the

vendors to verify the genuineness and to ensure the conformity with the details given. In case the applicant refuses or fails to open his office / setup within the stipulated time, their empanelment is liable for termination and their EMD / Security Money with the bank shall also be forfeited.

- x. **AUTHORIZATION CERTIFICATES TO THE TECHNICIAN**: Shortlisted Vendors shall submit the name of Service Engineers/ Technicians to the Bank and further Bank's Fire Officer, posted at P&E Dept, LHO, Mumbai will evaluate the competency of the Service Engineers/Technicians and if found suitable, authorization letter will be issued to perform the work at SBI Branches/Offices. Without specific authorization, no persons shall be allowed to visit / attend the Breakdown / AMC /New Installation of the System in SBI Branches/Offices.
- xi. **The intending bidders who are under arbitration / litigation with our bank or have been blacklisted / de-listed /debarred by any Nationalized Banks / PSUs /Govt./ Private / Financial institutions will not be considered for Empanelment and if the fact of such blacklisting/ de-listing/ debarment is found at later stages, Bank reserves its right to terminate their empanelment and forfeit their EMD / Security deposited with the bank.**
- xii. If the application is made by a partnership firm, a certified copy of the Partnership Deed, Current Address of the firm and the full names and current addresses of all the partners of the firm shall also accompany the application.
- xiii. If the application is made by a Company, it shall be signed by a duly authorized person holding the Board Resolution for signing the application in which case certified copies of the Registered Power of Attorney, Board resolution and the Certificate of incorporation, Memorandum & Articles of Association shall accompany the application.
- xiv. If the space in the Application Form is insufficient for furnishing full details, the information shall be supplemented in separate sheets of paper stating therein the part of the statement and serial number. Separate sheets shall be used for each part, which shall have seal and signature.
- xv. The documents provided by the intended vendor are non-returnable.
- xvi. The bank takes no responsibility for application being lost or delayed in receipt due to any reasons, whatsoever including natural calamity.
- xvii. The bank reserves its right to postpone the date of submission or issue any additional amendments/corrigendum, which will be published at Bank's website only.
- xviii. Applications received after due date and time or incomplete in any respect are liable to be rejected and no request in this regard will be entertained by the Bank.
- xix. No costs incurred by the applicant in applying, in providing necessary clarifications or attending discussion, conferences, or site visits or giving demonstration of equipment, will be reimbursed by the bank.
- xx. The intending applicants are required to submit their full Bio-Data giving details about their organization, experience, technical personnel in their organization, competence and adequate evidence of their financial standing, etc., in the enclosed statement (along with requisite testimonials). Incomplete applications or applications without proper proof for establishing their credentials will not be considered for short listing.
- xxi. The decision of the bank with regard to short listing or selection of vendors will be final. The bank is not bound to assign any reason thereof.

RFP Ref. No. MUM/EMP/FIRE/2025-26/01

**DATED: 15/04/2026**

- xxii. Technical Specifications / Brochure (wherever applicable) of the product offered will be attached along with the Application Form. The bank is at its discretion to call for demonstration of the product and reserves its right to reject / select any of the products, , without assigning any reason thereof.
- xxiii. The evaluation of the applicant vendors and their products will be carried out by the bank as per the information / testimonials provided along with the Application Form. If after empanelment it is found that any information or details furnished by applicants is/are false / inadequate at the time of evaluation or any time in future or any material information is withheld which comes to the notice of the bank at a later date, the Empanelment of such applicant will be cancelled immediately, without notice and without assigning any reason there for and will be blacklisted for further empanelment in the Bank.
- xxiv. Empanelment of vendor for the purpose will be for a period of three years, however the same is subject to satisfactory review. The performance of the contractor will be reviewed on yearly basis or as per discretion of the Bank for determining their continuation or removal from the panel during this period. Bank shall reserve the right to cancel the panel of vendors, or any individual vendor on account of unsatisfactory performance or go in for fresh empanelment at its discretion and it shall be binding upon all the vendors who are empaneled through this exercise.
- xxv. Bank reserves the right to reject any or all the applications without assigning any reason thereof and also reserves the right to restrict number of applicants for tendering at its sole discretion. Bank's decision in this regard shall be final and binding on all concerned.
- xxvi. The Empanelment of a vendor shall be cancelled any time during the validity period in case of poor performance, abnormal delay in completion of work, abandoning of allotted work, non-participation in the tendering process, bankruptcy, for any activity detrimental to the interests of the bank and in case the Empanelment is secured based on false information / documents. In case of cancellation / de-listing from the Empanelment list, the vendor shall be debarred from tendering / taking of works in the bank for a period decided by the bank. In this regard decision of the bank will be final and binding on the party.
- xxvii. Empanelment of vendors does NOT guarantee for allotment of TENDER/WORK.
- xxviii. The Vendors shall comply with the **New Labor Code which became effective from 21.11.2025 and the rules made thereunder. The vender shall be bound to comply with all statutory obligations as per the prevailing laws applicable for the works undertaken and all other applicable laws** and the Bank shall not be responsible for any action/ inaction/ acts/ deeds of the vendor. In case of failure on the part of vendor to comply with any laws/ Rules/notifications/ Govt orders, the vendor will be solely responsible for the same without any exception.
- xxix. **Dispute Settlement: Any disputes arising out of the matters contemplated under this tender shall be amicably settled between the parties and if no settlements are arrived at, the Courts in Mumbai alone shall have jurisdiction in the matter.**
- xxx. **The vendor/ shall not sub-let the contract awarded to him to any other person.**

RFP Ref. No. MUM/EMP/FIRE/2025-26/01

**DATED: 15/04/2026**

- xxxi. If at any stage, the information furnished by the vendor is found to be incorrect the empanelment of the vendor is liable to be canceled at the discretion of the Bank and decision of bank in such regard shall be final and binding upon such vendors.
- xxxii. Incomplete applications and those received late will be rejected by the Bank and will not be considered for further processing of empanelment exercise. The decision of Bank to accept or reject any application for pre-qualification will be final and no request shall be entertained in this regard.
- xxxiii. Bank will not enter any correspondence with applicant/vendor except in case of clarification sought with regard to this document and only if considered appropriate by the Bank. The applicants are aptly informed that all new Fire Safety Equipment's to be procured **by the Administrative Offices / Branches / Offices** should meet the new specifications (**PART IV-TECHNICAL SPECIFICATIONS**). The detailed specification of required product is enclosed for submission of compliance in 'Yes' or 'No' format by the applicant. Existing Fire Safety Equipment's in use in Branches/Offices need not be replaced till such time they are in working condition or before exhausted their self-life period as mentioned in EOI either work order has not been placed for new procurement by the competent authority of the Bank.
- xxxiv. Applicants to ensure that the required documents by the Bank for this application are duly filled up and are being submitted as per the **CHECK-LIST** and enclosed along with this application and supporting documents.
- xxxv. The Vendors shall not use logo and name of the State Bank of India on their letter head, sign board, visiting card and rubber stamp etc., and there shall not be any principal agent or Employer -Employee relationship between the Bank and the Vendor.
- xxxvi. The vendor will comply all labor laws and other applicable laws. The vendor will indemnify the Bank for any disputes arises by the employee of vendor under any applicable laws.

## **1.2 DEFINITION OF TERMS & TERMINOLOGIES**

- i. **Bank/Purchaser'** shall mean the client on whose behalf this tender is issued and his authorized representative.
- ii. **'Fire Engineers'** shall mean Fire Engineer / Fire Officer appointed by Bank for the project.
- iii. **'Bidder'/Vendor/ Applicant** shall mean party who quotes against this enquiry.
- iv. **'Contractor'** shall mean the successful 'BIDDER' whose bid has been accepted by the Bank and on whom Purchase/Work Order will be placed.
- v. **'PROJECT'** shall mean the project specified in tender.
- vi. **'SITE'** shall mean the actual place of work as detailed in specification / tender
- vii. **'SPECIFICATIONS'** shall mean collectively all the terms and stipulations contained in those portions of contract as general and special conditions, amendments, deletions, revisions as made in agreement or written agreements made pertaining to method of work.
- viii. **'Month'** shall mean Calendar month.
- ix. **'Plant/Equipment' and 'Works'** shall mean respectively the goods to be supplied and services to be provided by the contractor.

RFP Ref. No. MUM/EMP/FIRE/2025-26/01

**DATED: 15/04/2026**

- x. **'Contract/Work Order'** shall mean the order specifying works and associated specifications to be executed by "Bank and Contractor."
- xi. **'Contract Period'** shall mean the period during which "Bank" and "Contractor" shall execute the entire contract as agreed.
- xii. **'Guarantee Period' / "Defect Liability Period"** shall mean period during which the plant / equipment and installations shall give same and trouble-free performance as guaranteed by contractor.
- xiii. **'Fire Engineer's Instructions'** shall mean instruction oral or written, drawings, direction, explanations issued by Consultant / Fire Engineer / Architects on be-half of the Bank from time to time during period of contract. (All 'oral' instructions shall be authenticated by written instructions immediately.)
- xiv. **'Performance Tests'** shall mean all tests to be carried out by contractor as per specifications prior to installation being taken over by Bank under guarantee.
- xv. **'Commissioning'** shall mean integrated activity of carrying out performance tests, initial and trial operations of system.
- xvi. **'Drawings'** shall mean all drawings furnished by Fire Engineer / Bank for basis of proposal or for carrying out works, from time to time; all drawing submitted by vendor provided such drawings are acceptable to Fire Engineer/Bank.
- xvii. **'UR'** means quote unit rate.
- xviii. **Acknowledge** - To confirm that a message or signal has been received, such as by the pressing of a button or the selection of a software command.
- xix. **Alert Tone** - An attention getting signal to alert occupants of the pending transmission of a voice message.
- xx. **Ceiling** - The upper surface of a space, regardless of height. Areas with a suspended ceiling have two ceilings, one visible from the floor and one above the suspended ceiling.
- xxi. **Ceiling Height** - The height from the continuous floor of a room to the continuous ceiling of a room or space.
- xxii. **Circuit** - Assembly of fire alarm components supplied from the same control equipment and protected against over current by the same protective device(s) or current limitation arrangements.
- xxiii. **Circulation Area** - Area (including a stairway) used mainly as a means of access between a room and an exit from the building or compartment.
- xxiv. **Combination/Multifunction Detector** – A device that either responds to more than one of the fire phenomena or employs more than one operating principle to sense one of these phenomena. Typical examples are a combination of a heat detector with a smoke detector or a combination of rate-of-rise and fixed-temperature heat detector.
- xxv. **Commissioning** - Process by which it is determined that the installed system meets the defined requirements.
- xxvi. **Detector** - A device suitable for connection to a circuit that has a sensor that responds to a physical stimulus such as heat or smoke or flame.
- xxvii. **Display** - The visual representation of output data, other than printed copy.

- xxviii. **Electrical Conductivity Heat Detector** – A line-type or spot-type sensing element in which resistance varies as a function of temperature.
- xxix. **Evacuation Signal**- Distinctive signal intended to be recognized by the occupants as requiring evacuation of the building.
- xxx. **Exit Plan** - A plan for the emergency evacuation of the premises.
- xxxi. **False Alarm** - Alarm of fire that is, false, because the fire reported does not and did not exist. This false alarm may arise by malicious, mistaken, or accidental intent.
- xxxii. **Fault Signal** - A distinctive audible and visual signal indicating occurrence of a fault within the system (for example, breaks in electric circuit, short circuit or fault in power supply).
- xxxiii. **Fire Alarm Control and Indicating Equipment** - Equipment through which fire detectors may be supplied with power and which:
- a) is used to accept a detection signal and actuate a fire alarm signal.
  - b) is able to pass on the fire detection signal, through the fire alarm routing equipment, to the firefighting organization or to automatic extinguishers.
  - c) is used to automatically monitor the correct functioning of the system; and
  - d) is used to indicate or display the location of fire / alarm activation device.
- xxxiv. **Fire Alarm Signal** - A signal initiated by a fire alarm-initiating device, such as a manual fire alarm box, automatic fire detector, water flow switch, or other device in which activation is indicative of the presence of a fire or fire signature.
- xxxv. **Fire Alarm System** - A combination of components for giving an audible and visible / or other perceptible alarm of fire. The system may also initiate other ancillary action.
- xxxvi. **Fixed Temperature Detector** - A device that responds when its operating element becomes heated to a predetermined level.
- xxxvii. **Floor** - Area contained on each story of the building.
- xxxviii. **Heat Detector** - A fire detector that detects either abnormally high temperature or rate of temperature rise, or both.
- xxxix. **Ionization Smoke Detection** - The principle of using a small amount of radioactive material to ionize the air between two differentially charged electrodes to sense the presence of smoke particles. Smoke particles entering the ionization volume decrease the conductance of the air by reducing ion mobility. The reduced conductance signal is processed and used to convey an alarm condition when it meets preset criteria.
- xl. **Maintenance** - Repair service, including periodic inspections and tests, required to always keep the fire alarm system and its component parts in an operative condition, and the replacement of the system or its components when they become undependable or inoperable for any reason.
- xli. **Manual Call Point** - A manually operated device used to initiate an alarm signal it can be manual alarm system or part of automatic alarm system.
- xlii. **Mimic Panel** - A panel in which the floor/area plans of the premises are projected to reduced scale to enable easy identification of the sector/zone.
- xliii. **Multi-Sensor Fire Detector** - Fire detector that monitors more than one physical and/or chemical phenomenon associated with fire. Typical examples are a combination of a heat and smoke detector or combination of heat and gas detectors.
- xliv. **Photoelectric Light Obscuration Smoke Detection** - The principle of using a light source and a photosensitive sensor onto which the principal portion of the source emissions is focused. When smoke particles enter the **light** path, some of the light is scattered and some is absorbed,

RFP Ref. No. MUM/EMP/FIRE/2025-26/01

**DATED: 15/04/2026**

thereby reducing the light reaching the receiving sensor. The light reduction signal is processed and used to convey an alarm condition when it meets preset criteria.

- xliv. **Photoelectric Light-Scattering Smoke Detection** - The principle of using a light source and a photosensitive sensor arranged so that the rays from the light source do not normally fall onto the photosensitive sensor. When smoke particles enter the light path, some of the light is scattered by reflection and refraction onto the sensor. The light signal is processed and used to convey an alarm condition when it meets preset criteria.
- xlvi. **Smooth Ceiling** - A ceiling surface uninterrupted by continuous projections, such as solid joists, beams, or ducts, extending more than 100 mm below the ceiling surface.
- xlvii. **Standby Supply** - Power supply, commonly from a rechargeable battery, which is automatically connected to the fire alarm system when the normal power supply fails.
- xlviii. **Trouble Signal** - A signal initiated by the fire alarm system or device indicative of a fault in a monitored circuit or component.
- xlix. **Zone** - Area or space that has a group of automatic and/or non-automatic fire detection devices for which there is a separate common display in the control and indicating equipment.
  - I. **Applicant** - means "Vendor" willing to apply Expression of Interest (EOI).
  - II. **SITC**- "Selection-Installation-Testing-Commissioning" of the said system.
  - III. **AMC**- "Annual Maintenance Contract" of the said system.

## **2.0 PART II: PRE- QUALIFICATION ELIGIBILITY CRITERIA**

### **2.1 (a) FINANCIAL (MANDATORY):**

- i) Average Annual Turnover of **Rs. 20 Lac** for the last three consecutive years ending 31<sup>st</sup> March 2025 by virtue of audited Balance sheet in the same field of business of installation and maintenance of **Automatic Fire Alarm & Detection System (AFD & AS) of the reputed Brand (Control Panel must be a reputed brand meet the Bank specification viz. Digital India (DI) /Soft-Chip / ASES /Agni Devices / Ravel / Honeywell / Notifier / Simplex /Siemens / Edwards/Morley or Equivalent Brand (Equivalent Brand must be acceptable to the Bank)** and should also be presently in same business (Supply / Installation of Fire Safety Equipment & Maintenance).
- ii) ITR for the last 3 Financial Years i.e., 2022-23, 2023-24 and 2024-25 ending March 2025. The company should be in profit during the last 03 consecutive years.
- iii) Chartered Accountant Certified / Audited Balance Sheet and Profit & Loss Accounts for the last three FY (2022-23, 2023-24 and 2024-25 ending March 2025).

### **(b) NON-FINANCIAL (MANDATORY):**

- i) The applicants (Manufacturer / Dealers) should be in the business of **Automatic Fire Alarm & Detection System (AFD & AS) during last three (03) years as on 31/12/2025 and should be presently engaged in supply, installation, and maintenance of Automatic Fire Alarm System and is a primary activity of the applicants.**
- ii) The firms shall furnish documents evidencing and establishing the bidder's eligibility to supply the material by means of a **Back-to-Back** Support Certificate for **minimum 05 years** from the Original Equipment Manufacturers (OEM), besides the brochures, literature, drawings etc. in support of **Automatic Fire Alarm & Detection System (AFD & AS)** being offered, should be attached.
- iii) OEM Certificate / letter to be in Original and no photocopy or colored xerox will be acceptable (In absence of the Original Certificate from the OEM, the applicant will be disqualified).

RFP Ref. No. MUM/EMP/FIRE/2025-26/01

**DATED: 15/04/2026**

- iv) Work Orders executed for PSU/ Nationalized Bank / State Govt./Central Govt./listed company/bank. etc. mentioning nature of work and their value.

## **2.2 PERFORMANCE CERTIFICATES:**

Performance certificates must be submitted as per **Annexure- I**, by the interested applicants against successful completion of work, AMC and must be issued by the competent authority from the currently working dept i.e. Govt. Sectors/ Public Sector Bank / PSU / Financial institution issued during the current financial year **but issued not more than one month old from the date of publishing of the EOI**, and in case of applicant working with SBI "**Performance Certificates**" must be issued from the AOs/RBOs by the competent authority [Not below the rank of Chief Manager (Compliance)/CM (HR & Admin) only be accepted. Preference will be given if the Performance Certificates issued by the State Bank of India. **Performance Certificate must be produced in original on the letter head of the organization (on the date of demonstration of the equipment) and should also be attached along with the EOI.**

## **2.3 WORK EXPERIENCE:**

The applicant should produce contract orders and installation certificate along with satisfactory performance certificate from customers for eligible services. The experience of having successfully completed similar works of supply, installation, testing, commissioning, maintenance and repair of **Automatic Fire Alarm & Detection System (AFD & AS) at PSU/ Public Sector Bank / State Govt./Central Govt./listed company/bank etc.** of which **one (1)** should mandatorily be a **Public Sector Bank**, during last three years as on 31/12/2025 and should have installed (New Installation, NOT AMC) minimum **50** nos. of new installation in Branches/Offices (More than 12 Detectors per system counted as an single system) of Automatic Fire Alarm & Detection System (AFD & AS) during last three years.

**2.4 APPLICANTS HAVING NEAR RELATIVES:** Near relative shall mean spouse, father (including stepfather), Mother (including stepmother), Son (including stepson) and / or his wife, grandson, daughter (including stepdaughter) and/or her husband, brother (including stepbrother) and/or his wife, sister and/or her husband, Father-in-law, Mother-in-law, Brother-in-law and / or his wife, Sister-in-law and/or his husband. A declaration to the effect that near relative (s) is/are employed in SBI or not should be submitted by the applicant as per **Annexure - F.**

## **2.5 REGISTRATION REQUIREMENTS:**

- i. Registration Certificate of the Firm showing the activities of the Firm or Certificate of Incorporation in case of Company.
- ii. GST Registration Certificate.
- iii. Pan Card.
- iv. The applicant firm/vendor must be registered for the purpose of service tax and have a registration number for the purpose.
- v. Registration Certificate under Shops & Establishment Act issued by the respective District issuing authority of the State Government of Maharashtra/Goa. Those applicants who do not have **Shops & Establishment license must give an undertaking to submit the same within one month from the date of issuance of allotment letter failing**



RFP Ref. No. MUM/EMP/FIRE/2025-26/01

**DATED: 15/04/2026**

**which the allotment shall be cancelled, and security deposited will be forfeited** and no separate reminder/communication will be done in this regard.

## **2.6 PRODUCTS CERTIFICATIONS:**

Spare parts / Component of the **AUTOMATIC FIRE ALARM & DETECTION SYSTEM (AFD & AS)** should be as per Bank specifications and approved by ERTL/CE as mentioned in **4.0 Part-IV [ Technical Specification]** and certified as per mandatory certification given in specification. Also, a valid copy of certifications should be enclosed accordingly. It is to be enclosed EOI.

## **2.7 AUTHORIZATION LETTER:**

- i. The applicant should submit the authorization Letter from the Principal / OEM whose products are proposed.
- ii. The applicant should either be the original equipment manufacturer of the proposed system or a subsidiary company of a manufacturer company for such system or an authorized supplier/channel partner of a manufacturer of a proposed system.
- iii. If the Applicant is authorized supplier of the equipment, he shall have back-to-back agreement with each of the equipment manufacturer, so that direct support for maintenance, spares parts are available for at least 5 years.
- iv. The Manufacturer of the equipment must have a sound and well documented Quality framework. Applicant is permitted to submit a valid ISO certificate or equivalent for the manufacturer in support of this clause. The applicant should have a well-equipped workshop and arrangements with sufficient qualified technical staff & at his support office / workshop.
- v. State Bank of India reserves the right to visit / inspect applicant / manufacturer facilities to ascertain the above facts. The Bank's representatives may visit the applicant's factory site/offices and contact his past clients for verification of information given by the applicant. The applicant will be required to give necessary facilities for verification.

## **2.8 PRODUCT LITERATURE:**

Applicant shall furnish Product Literature as a part of bid documents establishing the applicant's ability to supply the material as per Bank's approved specifications. The applicant shall also submit documentary evidence in the form of literature, drawing, & data on the product offered. Evaluation will be done based on the documents submitted along with the bid without any further reference to the applicant.

## **2.9 SERVICE SUPPORT OFFICE:**

- i. The applicant should have an established Office / Service Center with technical personnel or else must open the said office within one month from the date of receipt of work allotment letter (undertaking to be submitted as per **Annexure-H**) for providing 24x7 post implementation support, proof for the same to be submitted.
- ii. The applicant should be prepared to open the additional support offices at their own cost, at new centers within the area of jurisdiction of Administrative Offices under the Mumbai Circle. Complete address, contacts, and documentary evidence for the same needs to be provided to the Bank. The contact details, especially the telephone numbers, or service focal point/s should remain unchanged during the currency of vendor's relation with SBI Mumbai Circle. In

RFP Ref. No. MUM/EMP/FIRE/2025-26/01

**DATED: 15/04/2026**

case, these are changed, the vendor should inform the same to the Bank 15 days in advance.

iii. Details area of operations under Mumbai Circle are as under:

| S.NO. | Network | Area of operation under the area of Administrative Offices   |
|-------|---------|--------------------------------------------------------------|
| i.    | NW-I    | Branches/Offices under Administrative Office, Mumbai (East)  |
| ii.   |         | Branches/Offices under Administrative Office, Mumbai (South) |
| iii.  |         | Branches/Offices under Administrative Office, Panaji         |
| iv.   | NW-II   | Branches/Offices under Administrative Office, Mumbai (West)  |
| v.    |         | Branches/Offices under Administrative Office, Thane          |

### **3.0 PART III - EVALUATION CRITERIA CUM SELECTION PROCESS:**

#### **3.1 EVALUATION BASED ON ELIGIBILITY CRITERION:**

Bank will evaluate the application for empanelment based on pre-qualification mandatory requirements based on eligibility criteria. Applicants who meets the eligibility criteria will be evaluated based on the scoring sheet wherein the cut off requirements for scoring is **30 out of 80 marks** in total.

Additionally, achieving the minimum prescribed score for each parameter is mandatory for short-listing the applicants for further evaluation. A Copy of Evaluation Mandatory requirements cum scoring sheet is enclosed **Annexure-C**.

It may also be noted that certain mandatory requirements exist in the scoring sheet, wherein a minimum of 5 marks must be scored in each category as mentioned in referred Annexure. Failure to comply with these mandatory requirements will result in the application not being considered, even if the minimum qualifying marks of 30 out of 80 are achieved.

#### **3.2 EVALUATION BASED ON PRESENTATION CUM DEMONSTRATION:**

Only the shortlisted applicants, based on their eligibility criteria (**Annexure-C**) will be invited by the Bank to make a presentation/demonstration of the equipment, highlighting their capabilities and their proposed methodology for execution of this project on all the technical specifications of the Bank.

The presentation/demonstration shall be conducted at pre decided date, time, and place, and will be intimated by the Bank, only to those applicants who meet the eligibility criteria & technically qualified. The presentation/demonstration shall be carried out at the applicants' own cost and arrangements. Applicants must carry their own setup and should not be share with others.

The demonstration-cum-presentation will also be evaluated based on the scoring sheet wherein cut-off requirements for scoring is **40 out of 45 marks in total, which is mandatory for short listing applicants for further evaluation**. A copy of Evaluation Mandatory requirements cum scoring sheet is enclosed as **Annexure-D**. It may also be noted that there are certain mandatory

RFP Ref. No. MUM/EMP/FIRE/2025-26/01

**DATED: 15/04/2026**

requirements in the evaluation sheet, wherein applicants will be awarded 5 marks on successful demonstration and 0 marks if fails to demonstrate their product by the designated committee.

**3.3** Based on the **Annexure- C & D “Pre-Qualification Mandatorily Evaluation cum Scoring Sheet”** the designated committee shall decide to qualify or disqualify the applicants. The applicants at this stage after the satisfactory presentation, considered eligible for empanelment would then be invited to participate in the financial bid by the Bank for the final selection of vendors.

**3.4** Marks under each parameter will be awarded by the designated committee. The required cut-off for scoring is **65 out of 120 marks** in total, which is mandatory for short listing the applicants for further empanelment and onwards participation in price bid.

**3.5** The applicants who are shortlisted/qualified as per pre-qualification criteria will only be allowed to **participate in price bid through e-tendering/GeM portal on prefixed date & time as decided by the Bank**. If the rates, terms and conditions of Bank are accepted by them then the work will be distributed amongst the finalist as per the discretion of the Bank **Number of allotment of Branches / Offices will be advised before opening of the price bid to the eligible applicants** ). Allotment of work and the area of operation amongst the finally empaneled vendors would be the sole discretion of the Bank.

**3.6** After inclusion in the bank’s panel, applicants must submit along with their financial bid a Security Money Deposit (Refundable) of **Rs. 100000/- (Rs. Forty thousand only)** issued separately in the form of a Demand Draft / Banker's Cheque in favor of State Bank of India and payable at MUMBAI. The Security Money Deposit will be refunded to unsuccessful bidders. However, in case of successful bidders /empaneled vendor, the Security Money deposit will be refunded only after successful completion of the referred empanelment period. The Bank will not pay any interest on Security Money Deposit. If any empaneled vendor wishes to withdraw his security deposit money during the validity of empanelment period, then in that case his empanelment will be terminated. The security money so deposited with the Bank shall be subject to forfeiture in terms of this EOI.

**3.7** The Bank reserves the right to assign or withdraw any work to or from any empaneled vendor or successful bidder without assigning any reasons and can cancel the empanelment by giving one month notice without assigning any reason in this regard.

#### **4.0 PART IV - MINIMUM TECHNICAL SPECIFICATIONS AND GENERAL REQUIREMENTS OF (A) AUTOMATIC FIRE DETECTION & ALARM SYSTEM (AFD&AS)**

The purpose of a fire detection and alarm system is to detect fire at the earliest practicable moment and to give an alarm so that appropriate action can be taken (e.g., evacuation of occupants, triggering of extinguishing processes etc.). An alarm system may be activated by automatic detection devices or by manual operation of manual call points. The general principles given below are a guide to design and construction of fire detection and alarm systems. A fire detection and alarm system should be able to:

- a) Detect quickly enough to fulfill its intended functions.
- b) Reliably transmit the detection signal.
- c) Translate this signal into a clear alarm indication that will attract the attention of the user in an immediate unmistakable way and indicate the location of fire and initiate operation of ancillary service, such as fire extinguishing system, AC units etc.

RFP Ref. No. MUM/EMP/FIRE/2025-26/01

**DATED: 15/04/2026**

- d) Remain intensive to phenomena other than those which its function is to detect and
- e) Signal immediately and clearly any supervised fault that might jeopardize the correct performance of the system.

**4.1. GENERAL REQUIREMENTS:**

- 4.1 All material shall be of the best quality confirming to specifications and subject to the approval of the Bank Fire Officer.
- 4.2 All conduit pipes/cables shall be fixed truly vertical, horizontal or in slopes as required in a neat workman like manner or as advised by the Fire Officer
- 4.3 All conduits, cables, junction boxes etc. shall be securely fixed to brick/RCC walls and ceilings by suitable clamps at regular intervals. Only approved type of anchor fasteners shall be used.
- 4.4 Control panels shall be so located that they are easily accessible for operations, repairs, and maintenance.
- 4.5 Detectors shall be provided at appropriate spacing as given in IS: 2189:2008. The spacing shall also be in conformity with the drawings and properly coordinating with electrical fixtures, air conditioning ducts / grills, beams and other ceiling services. Contractor shall submit detailed layout drawings to Fire Engineers/Consultants in charge for approval before commencement of work.

**4.5.1 SMOKE DETECTORS:**

**a. IONISATION TYPE:**

Ionization Detector should respond to visible as well as invisible smoke generated by shouldering or open fire. It shall basically consist of two ionization chambers containing American – 241 foils, an electronic circuit, connection contacts to the base an easy to clean protective housing. The detector shall also be compatible to work with heat and photo electronic (optical) smoke detectors and shall have interchangeable base. The detectors shall be UL/FM listed approved.

**b. OPTICAL TYPE:**

Optical smoke Detectors shall contain an emitter, a solid-state light emitting diode (LED) which, with its associated lens system, shall produce a hollow circular beam of light. A silicon photocell shall be positioned in the central dark area of the hollow beam, so that in the absence of smoke no light is received. When smoke enters the chamber a combination of reflection and deflection from smoke particles shall cause light from the beam to impinge on the photocell. The detector shall be listed with UL/FM approved.

**4.5.2 HEAT DETECTORS:**

The heat detectors shall be combined rate of rise cum Fixed temperature, Re-settable type preferably operating on twin thermistor principle where one thermistor is exposed and is therefore in good thermal contact with the surrounding air and responds quickly to changes in air temperature and the other is thermally insulated from the surrounding and responds less quickly resulting in electrical imbalance. One fixed temperature setting the detector shall operate at 60°C. The sensitivity of the detector shall be as per the requirements of IS: 2175 for grade I Heat Detectors. The detectors shall be UL/FM listed approved.

**4.6 MANUAL CALL POINT:**

Each manual call point unit shall comprise of a push button of reputed make enclosed in an M.S./Cast Aluminum with provision for cable or conduit coupling/gland from top. The manual

push button shall have the words prescribed in clear bold letters on facial window. “In case of Fire Break Glass,” installation of the manual push button shall be as per IS: 2189. Alarm status in red colour LED.

**4.7 ELECTRONIC HOOTER (SOUNDER WITH FLASHER /STROBE):**

The dual tone electronic hooter shall be provided so that it gives discontinuous/intermittent audible alarm automatically whenever the automatic/manual detector operates and is distinct from the background noise in every part of the premises. The mode of the alarm sounders shall be quite distinct from any other sounder to be heard. All hooters shall produce a similar sound and shall maintain the same during their operation. Hooter shall be complete with electronic oscillation, magnetic coil (sound coil) and accessories ready for mounting (fixing) and confirming to IS: 2189-2008.

**4.8 REMOTE RESPONSE INDICATOR:**

The remote Response indicator shall consist of a steady glowing LED like the one provided at the base of the detector. This LED shall be mounted with in a PVC/M.S. box of 16 SWG and connected in parallel to the built-in indicator of the detector by a 2-core cable. The response indicator shall come “ON” as soon as the detector actuates. The M.S. enclosure shall be painted externally and internally in synthetic enamel paint of approved shade. The LED shall be so provided that it is visible from the side also.

**4.9 MICROPROCESSOR BASED FIRE ALARM CONTROL PANEL SPECIFICATIONS:**

Good quality design and with latest technology for fire alarm control panels. This microprocessor based conventional Fire Alarm Control panel, is designed to be used for Commercial bank’s building. Control Panel 4 /6 Zone Fire Alarm Control panel with provision to add at least 8 repeater panels Microprocessor based system **SMPS** power supply, battery backup and inbuilt Charger and inbuilt transient protection for power supply and mother board LCD Display & Tactile keypad with password protection, three form C programmable Relays for fire, fault and supervisory four/ eight style B (Class B) Initiating Device Circuits(IDC’s) Two programmable NAC output facility IP-50 rating and compatibility with all conventional detectors Inbuilt RS-485 communication capability; provision to have zone wise sounder output and / or zone wise relay output. Other detailed requirements are as under: (**Note:** Selection of equivalent Brand/Make is the sole discretion of the Bank)

**SPECIFICATIONS: PANEL AND BATTERY**

| <b>Main Control Panel</b> | <b>Technical Specifications</b>                                                                                                                                                                            | <b>Compliance<br/>(Mention <u>Yes/No</u><br/>against Each<br/>Parameter)</b> |
|---------------------------|------------------------------------------------------------------------------------------------------------------------------------------------------------------------------------------------------------|------------------------------------------------------------------------------|
| (a) Primary Function      | The primary function of the control panel shall be to automatically respond to the operation of one or more detectors to give fire alarm and to indicate area (zone) from where the devices are activated. |                                                                              |

|                             |                                                                                                                                                                                                                                                                                                                                                                                    |  |
|-----------------------------|------------------------------------------------------------------------------------------------------------------------------------------------------------------------------------------------------------------------------------------------------------------------------------------------------------------------------------------------------------------------------------|--|
| (b) Specifications          | <p><b>Minimum 2 (Two) /4 (Four) Zone/6 (Six) Zone</b> Microprocessor based Control Panel as per (IS: 2189 &amp; IS: 15908) specifications. Approved / tested by ERTL/ ETDC or any Third-Party Laboratory/ Test House recognized by Bureau of Indian Standards for this purpose.</p> <p>Facility to Scan QR Code for downloading USER MANUAL of the control panel for the User.</p> |  |
| (c) Electrical\ Electronics | Built-in power supply arrangement with AC/DC ON, system ON visual indicators.                                                                                                                                                                                                                                                                                                      |  |
|                             | Automatic changeover arrangement to standby supply with built-in battery charger, low battery, charger fail, reverse polarity, AC/DC fail <b>visual indicators</b> .                                                                                                                                                                                                               |  |
|                             | Built-in panel sounder with Acknowledge switch, lamp test and reset switches, evacuation alarm.                                                                                                                                                                                                                                                                                    |  |
|                             | Zone indicators for Fire, Open, Short, Isolate and Test Facility.                                                                                                                                                                                                                                                                                                                  |  |
|                             | On fault i.e, open / short condition, buzzer must sound and indicator lamp (LED) glows. This audible alarm should be distinct from the Fire Alarm. <b><u>Trouble reminder</u></b>                                                                                                                                                                                                  |  |
| (d) Auto Dialer             | Built in Auto Dialer Arrangement (GSM based & PSTN in the same unit). Should have capacity to register at least 5 (five) telephone numbers. Functioning of the Auto Dialer keys should be prominently displayed outside                                                                                                                                                            |  |
| (e) Power Supply            | The fire panel shall operate from a 230 v + / - 10 % 50 Hz mains supply and in case of power failure shall automatically switch over to a built-in sealed maintenance free battery rated at 24V DC 7 AH with a switch over time of less than 100 ms. <b><u>Deep discharge arrangement should be there.</u></b>                                                                     |  |
| (f) Power Consumption       | Less than 200 mA idle current and 1-2 Amps on full activation.                                                                                                                                                                                                                                                                                                                     |  |
| (g) AC Voltage at Input     | Single Phase 50 Hz, 150-260 V. Auto cut-off protections for over and under current / voltage.                                                                                                                                                                                                                                                                                      |  |

|                                                                                           |                                                                                                                                                     |  |
|-------------------------------------------------------------------------------------------|-----------------------------------------------------------------------------------------------------------------------------------------------------|--|
| (h) DC Voltage for System                                                                 | 24 Volts                                                                                                                                            |  |
| (i) Type of indicator lamps                                                               | LED (different colours)                                                                                                                             |  |
| • Body                                                                                    | Mild Steel (Minimum 16 SWG)                                                                                                                         |  |
| • Type                                                                                    | Wall mounting, plug in modular type.                                                                                                                |  |
| • Overall dimensions                                                                      | Suitable size to accommodate 4 zones, other control components, and 2x12V 7 AH battery.                                                             |  |
| • Thickness of body and colour                                                            | Min 16 SWG with Powder coating (Preferably Red colour)<br>(Selection of Colour of the panel is the sole discretion of the Bank)                     |  |
| • Opening of the body / panel                                                             | Suitable locking arrangement through Key/Allen Screws.                                                                                              |  |
| • Cable glands                                                                            | Cable glands should be provided.                                                                                                                    |  |
| j. Additional facilities: It should have the following additional facilities / provision: | Preference will be given to the panel which is having additional features in addition to the Basic requirements as mentioned in the specifications. |  |

| <b>Battery Unit</b> | <b>Technical Specifications</b>                                                             | <b>Compliance Mention <u>Yes/No</u> against Each Parameter</b> |
|---------------------|---------------------------------------------------------------------------------------------|----------------------------------------------------------------|
| (a) Make            | Standard ISI make                                                                           |                                                                |
| (b) Type            | Sealed, maintenance free.                                                                   |                                                                |
| (c) Voltage         | 12 Volts: 2 units.                                                                          |                                                                |
| (d) AH Capacity     | 7 AH capable of providing 48 hrs stand by supply in case of AC failure as per IS 2189-2008. |                                                                |
| (e) Location        | Both the batteries will be located within the Main Control Panel.                           |                                                                |

**SPECIFICATIONS: MCP, HOOTER, RI AND CABLE**

| <b>Manual Call Point</b>                                   | <b>Technical Specifications</b>                                                                | <b>Compliance<br/>Mention <u>Yes/No</u><br/>against Each<br/>Parameter</b> |
|------------------------------------------------------------|------------------------------------------------------------------------------------------------|----------------------------------------------------------------------------|
| (a) Make as per BIS                                        | As per IS 2189-2008. with hammer and chain                                                     |                                                                            |
| (b) Material of body                                       | M.S., Powder coated with approved P.O red                                                      |                                                                            |
| (c) Thickness of body                                      | 1.5 mm.                                                                                        |                                                                            |
| (d) Material of fragile element                            | Glass of 2mm thickness                                                                         |                                                                            |
| (e) Contact making breaking                                | Breaking for alarm                                                                             |                                                                            |
| (f) Dimension                                              | 100mm x 100mm                                                                                  |                                                                            |
| (g) Size of fragile element                                | 70mm x 70mm                                                                                    |                                                                            |
| (h) Type of indicator lamp                                 | LED                                                                                            |                                                                            |
| <b>Electronic Hooter / Sounder with Flasher (Optional)</b> | <b>Technical Specifications</b>                                                                | <b>Compliance<br/>Mention <u>Yes/No</u><br/>against Each<br/>Parameter</b> |
| (a) Make                                                   | As per IS 2189-2008.                                                                           |                                                                            |
| (b) Watt/ capacity                                         | 6 Watts (Dual tone) of Min 65 db output                                                        |                                                                            |
| (c) Type of sound emitted                                  | Intermittent / Dual                                                                            |                                                                            |
| (d) Material of the body                                   | Fabricated from either spun aluminum or moulded PVC.                                           |                                                                            |
| <b>Response Indicator</b>                                  | <b>Technical Specifications</b>                                                                | <b>Compliance<br/>Mention <u>Yes/No</u><br/>against Each<br/>Parameter</b> |
| (a) Make                                                   | As per IS 2189-2008 or equivalent as per prevalent trade and practice, acceptable to the Bank. |                                                                            |
| (b) Type of indicator lamps                                | LED                                                                                            |                                                                            |
| (c) Material of the body                                   | Fabricated from either spun aluminum or moulded PVC or MS 16 SWG                               |                                                                            |
| <b>Cable</b>                                               | <b>Technical Specifications</b>                                                                | <b>Compliance<br/>Mention <u>Yes/No</u><br/>against Each<br/>Parameter</b> |

|                   |                                                  | <b>Parameter</b> |
|-------------------|--------------------------------------------------|------------------|
| (a) Make          | Standard ISI mark (Polycab/Havels or equivalent) |                  |
| (b) Specification | IS 1554-Part-1 1976                              |                  |
| (c) Type          | 2 core, 1.5 sq. Mm/core; Armoured Cable          |                  |

**SPECIFICATIONS: VARIOUS DETECTORS**

| <b>Detector</b>                          | <b>Technical Specifications</b>                           | <b>Compliance<br/>Mention <u>Yes/No</u><br/>against Each<br/>Parameter</b> |
|------------------------------------------|-----------------------------------------------------------|----------------------------------------------------------------------------|
| <b>i) IONISATION<br/>SMOKE DETECTOR:</b> |                                                           |                                                                            |
| (a) Operation Principle                  | Ionization                                                |                                                                            |
| (b) Make                                 | (Apollo 65 /System Sensor and its equivalent other make). |                                                                            |
| (c) Specification                        | IS 11360-1985/<br>UL-217/EN-54/FM/ LPCB                   |                                                                            |
| (d) Voltage range                        | 24V DC, 20-30V                                            |                                                                            |
| (e) Type of Indicator<br>lamp            | LED.                                                      |                                                                            |
| (f) Compatible to<br>work with           | Optical and Heat and Multi Sensor                         |                                                                            |
| <b>ii) OPTICAL SMOKE<br/>DETECTOR:</b>   | <b>Technical Specifications</b>                           | <b>Compliance<br/>Mention <u>Yes/No</u><br/>against Each<br/>Parameter</b> |
| (a) <b>Operation<br/>Principle</b>       | Light Scattering or obscuration                           |                                                                            |
| (b) Make                                 | (Apollo 65 /System Sensor and its equivalent other make). |                                                                            |
| (c) Specification                        | IS-11360 1985/<br>UL/BS/FM/LPCB                           |                                                                            |
| (c) Type of indicator<br>lamp            | LED                                                       |                                                                            |
| (d) Compatible to work<br>with           | Ionization and Heat and Multi Sensor                      |                                                                            |
| <b>iii) HEAT<br/>DETECTOR:</b>           | <b>Technical Specifications</b>                           | <b>Compliance<br/>Mention <u>Yes/No</u><br/>against Each<br/>Parameter</b> |
| (a) <b>Operation<br/>principle</b>       | Rate of rise cum fixed temperature type.                  |                                                                            |
| (a) Make                                 | (Apollo 65 /System Sensor and its equivalent other make). |                                                                            |
| (b) Specification                        | IS-11360/UL/BS/FM/LPCB                                    |                                                                            |

|                             |                                         |  |
|-----------------------------|-----------------------------------------|--|
| (c) Type of indicator lamp  | LED                                     |  |
| (d) Compatible to work with | Ionization and Optical and Multi Sensor |  |

**Indications:** LED indication

- ✓ System on – Green
- ✓ Fire – Red
- ✓ Fault – Yellow
- ✓ Supervisory – Yellow
- ✓ Mains Fail – Yellow
- ✓ Battery Fault – Yellow
- ✓ Earth Fault – Yellow
- ✓ System Fault – Yellow
- ✓ Silenced – Yellow
- ✓ NAC Fault – Yellow
- ✓ Walk Test – Yellow
- ✓ Charger Fault – Yellow
- ✓ Zone Fire – Red
- ✓ Zone Supervisory – Yellow
- ✓ Zone Fault – Yellow
- ✓ Zone Disable – Yellow
- ✓ Isolate – Yellow

i. **LCD Indication:**

The LCD is mainly used for the programming of the panel. It also indicates all events along with the LED indications except system on and system fault.

ii. **Local Buzzer**

- ✓ A piezo buzzer provides separate and distinct sounds for alarm, trouble and supervisory conditions:
- ✓ Alarm – Continuous
- ✓ Fault – pulse 0.5sec ON and 5sec OFF
- ✓ Supervisory – pulse 0.25sec ON and 0.25sec OFF

iii. **Mechanical Construction**

The enclosure of the Panel is constructed by minimum 16 gauges, CRCA sheet with powder-coated finish for Indian Std.) 10 no's of knockouts are given for cable entry at the top of the cabinet. The lockable hinged door is provided to access the inside the cabinet. The panel also has sufficient space to accommodate 2 Nos. of 12v, 7AH Batteries.

iv. **Cabinet**

The Cabinet measures 440mm width X 340mm Height X 120mm Depth and space is provided for or 2 x 12 Volt 7Ah Batteries, main circuit board and display board.

v. **Switch Functions**

The Keys, which are non-masked, are used for the general operation of the Fire Alarm Panel. The Non-masked keys are Silence, Reset, Ack., Evacuate, and Enter keys.

- a) **SILENCE Key** (Should be placed at the front place of the Control Panel at prominent place):  
When the silence key is pressed, after entering the user or admin password the following will occur:
  - ✓ The silence able Notification Appliance Circuits will be turned OFF, the Silence LED will be turned ON. Upon the occurrence of a subsequent fire event, Signal Silence is overridden, and the control panel will respond to the new event.
- b) **RESET Key** (Should be placed at the front place of the Control Panel at prominent place) :  
When the Reset key is pressed, after entering user or admin password, the control panel will:
  - ✓ Clear the status LED's.
  - ✓ Bring back the LCD display to the healthy condition.
  - ✓ Turn off the Notification Appliance Circuits.
  - ✓ Reset fire zones by temporarily removing power.
  - ✓ Restore all system relays to normal.
  - ✓ Temporarily remove power from the resettable power output.
  - ✓ The Reset key is accessible only after silencing in alarm condition.
  - ✓ Any alarm, supervisory or trouble condition that exists after a system reset, will resound the system, reactivating normal system activity.
- c) **ACK. Key:** This key is used to acknowledge the buzzer tone during the fault and fire condition. This key can be operated with user or admin password.
- d) **EVACUATE Key** (Front Place): This key is used to energize the all-external NAC's without actual fire; it will operate at user or admin level. Using the silence key NAC output can be silenced.
- e) **ENTER KEY:** This key is used to accept the entries and edit the programmed menu.
- f) **MENU Key:** This key is used to get into the program menu and get back to the previous menu screen.
- g) **CURSOR KEYS:** The cursor keys (Right / Left arrows) are used to move the cursor point wherever required.
- h) **CHANGE KEYS:** This key is used to change the status of modes & to clear the password entries.
- i) **SYSTEM ON:** This LED will glow when the panel is energized by primary and standby power. This is the only LED glowing in the normal monitoring condition. The LCD Display will show as FIRE ALARM, SYSTEM HEALTHY.
- j) **MAINS FAIL:** Whenever the Main Supply (110 - 220v A.C) fails, the Mains fail LED will be illuminated and it also indicated in LCD with toggle Buzzer tone. The LCD Display as shown in the figure 22, 'Mains fail' will be displayed in the fault screen.
- k) **BATTERY FAULT:** Whenever the backup battery fails, the battery fault LED will be illuminated, and it also indicated in LCD with toggle Buzzer tone. Similarly, the same LED will be illuminated when the battery voltage goes down below the 21.6v (Battery Low).
- l) **CHARGER FAULT:** Whenever the battery charger section is fails, the charger fault LED will be illuminated, and it also indicated in LCD with toggle tone.
- m) **EARTH FAULT:** Whenever the Initiating Device circuits (IDCs) and Notification Alarm Circuits (NACs) are gets contact with the Earth or Body of the cabinet, the corresponding fault LED, earth fault LED and common fault LED will be illuminated, and it also indicated in

RFP Ref. No. MUM/EMP/FIRE/2025-26/01

**DATED: 15/04/2026**

LCD as corresponding circuit is earth fault with toggle Buzzer tone. The Earth fault can be created through 0 Ohms resistor.

- n) **SILENCED:** This LED will glow when the silence key is pressed in fire condition only.
- o) **NAC FAULT:** Whenever there is any fault in Notification Appliances Circuits like NAC loop Open / Short / Earth fault, it will be identified by COMMON NAC FAULT LED.
- p) **WALK TEST:** The Walk test and zone disable LED will glow whenever the zones are under walk test mode.
- q) **FIRE:** This **twin fire** LED will glow when any one or more of the zones are in fire condition.
- r) **FAULT:** This fault LED will glow when any one or more of the zones are in fault condition.
- s) **ZONE FIRE:** This fire LED will glow when the zones are fire condition. The first fired zone continuously in blink and other zone fire LED will glow steadily in fire condition. The fired zone is displayed in the LCD, first fire zone and total no. of zone is displayed separately.
- t) **ZONE FAULT:** This fault LED will glow when there is an open or short or earth fault in that particular zone.
- u) **ZONE DISABLE:** This zone wise LED glows steadily in disabled condition and blinking in the Walk test mode.
- v) **LAMP TEST** (Should be placed at the front place of the Control Panel at prominent place): The lamp test function done by pressing 'Enter' key in system (Panel) is normal condition. In this mode, all the LED's are checked for good condition by glowing all LED's.
- w) **ISOLATE KEY** (Should be placed at the front of the control panel at prominent place): This key use for isolating the particular zone for time being when continues any fire alarm actuating continuously.

vi. **Compatible Devices:**

- a) Photoelectric Smoke Detector with base.
- b) Heat Detector with base.
- c) Photoelectric & Heat detector with base.
- d) Conventional Manual Call Point.
- e) Conventional Sounder.



| S.N. | (A) MINIMUM TECHNICAL SPECIFICATION FOR<br>CONVENTIONAL AUTOMATIC FIRE DETECTION AND ALARM SYSTEM<br>(AFD&AS)                                                                                                                                                                                                                                                                                                                                                                                | [To be filled by<br>the applicant]<br>Compliance<br>Yes / No |
|------|----------------------------------------------------------------------------------------------------------------------------------------------------------------------------------------------------------------------------------------------------------------------------------------------------------------------------------------------------------------------------------------------------------------------------------------------------------------------------------------------|--------------------------------------------------------------|
| 1    | 2/4/8 zone Main Control Panel as per latest IS specifications (IS: 2189 & IS: 15908) with inbuilt GSM (with facility to dial at least 5 telephone no's each and voice message of at least 20 seconds) zone indicator and backup. UL listed panel will be preferable. In addition to that QR Code for downloading the USER MANUAL.                                                                                                                                                            |                                                              |
| 2    | The panel must be TCP/IP enabled and CMS compatible with IP module to connect online to a central station for alerts, manual alarm (MCP), reset facility (optional), event logs (min. 500 logs)                                                                                                                                                                                                                                                                                              |                                                              |
| 3    | Provision for INBUILT AUTO DIALER, with option to remotely change the numbers in the auto dialer from central site/ Administrator.                                                                                                                                                                                                                                                                                                                                                           |                                                              |
| 4    | Test report by the Regional Electronic Test Development Centers or BIS certification is mandatory for Electronic Fire Alarm System                                                                                                                                                                                                                                                                                                                                                           |                                                              |
| 5    | On activation it should initiate Audio Alarm (The sound characteristic of the alarm should be continuous and similar throughout the protected premises) as well as visual signal on sector/zonal panel of the control panel                                                                                                                                                                                                                                                                  |                                                              |
| 6    | On fault i.e., open / short condition, buzzer must sound and indicator lamp (LED) glows. This audible alarm should be distinct from the Fire Alarm. Trouble reminder                                                                                                                                                                                                                                                                                                                         |                                                              |
| 7    | Panel should be compatible with all type of standard conventional detectors (min. 20 in each zone). Alarm activation by Flame detectors, Ionization Smoke Detector (ISD), Optical Smoke Detector (OSD), Heat Detector, and other compatible sensors with provision of Response Indicator (RI), Manual Call Point with break glass arrangement (MCP) etc. All the smoke detectors shall conform to latest IS specifications and shall be compatible with conventional fire alarm system/panel |                                                              |
| 8    | All the wiring should be done using Fireproof Armored wiring/cables.                                                                                                                                                                                                                                                                                                                                                                                                                         |                                                              |
| 9    | The control panel should have inbuilt keypad, Test facility, ON - OFF indicators, acknowledge button, where required cancel/reset/isolation button, related fuses. There must also be an option to connect EXTERNAL KEYPAD for large branches.                                                                                                                                                                                                                                               |                                                              |
| 10   | The panel must be <b>16 SWG</b> - Powder coated. Cable glands should be provided, Suitable arrangement to open the door of fire alarm control panel through push to open for placing the inbuilt back up batteries.                                                                                                                                                                                                                                                                          |                                                              |
| 11   | Panel should have LED/LCD display for status of the system. All LED can be checked at once with Lamp test button.                                                                                                                                                                                                                                                                                                                                                                            |                                                              |
| 12   | Sounder should be silenced by Acknowledge /Silence button.                                                                                                                                                                                                                                                                                                                                                                                                                                   |                                                              |
| 13   | Fire/ Open/ Short/ Lamp Test/ Reset/ Alarm/ Evacuate Facility/ Zone Isolation Display                                                                                                                                                                                                                                                                                                                                                                                                        |                                                              |
| 14   | Indication for Mains ON, Battery ON, System ON, Charging ON, Fire Status, Silence, Battery Low                                                                                                                                                                                                                                                                                                                                                                                               |                                                              |
| 15   | The system should have provision to Reset the complete system from Control Panel.                                                                                                                                                                                                                                                                                                                                                                                                            |                                                              |
| 16   | The Panel should be easy to operate. Auto dialer should be easy to operate for updating the contact numbers                                                                                                                                                                                                                                                                                                                                                                                  |                                                              |
| 17   | Panel should have the feature of Master reset of settings and should be password                                                                                                                                                                                                                                                                                                                                                                                                             |                                                              |

|             |                                                                                                                                                                                                                                                                                                                                                                                                                                                                                                                                                                                                                                                                                                                                                                                                                                                                                                                                                                                                                                               |                            |
|-------------|-----------------------------------------------------------------------------------------------------------------------------------------------------------------------------------------------------------------------------------------------------------------------------------------------------------------------------------------------------------------------------------------------------------------------------------------------------------------------------------------------------------------------------------------------------------------------------------------------------------------------------------------------------------------------------------------------------------------------------------------------------------------------------------------------------------------------------------------------------------------------------------------------------------------------------------------------------------------------------------------------------------------------------------------------|----------------------------|
|             | protected.                                                                                                                                                                                                                                                                                                                                                                                                                                                                                                                                                                                                                                                                                                                                                                                                                                                                                                                                                                                                                                    |                            |
| 18          | Built-in power supply arrangement with AC/DC ON, system ON visual indicators and auto switch over to internal back up in case of external power supply/ MAINS failure with auto switch over. The system must have Deep Discharge Protection. The power backup must be rechargeable, sealed, maintenance free. Min. 24 Volts, 7 Ah.                                                                                                                                                                                                                                                                                                                                                                                                                                                                                                                                                                                                                                                                                                            |                            |
| 19          | Zone isolation facility (outside of the panel in along with others test buttons), to isolate the particular zone in case of continuous fault. Auto Isolation with self-activation on removable of fault. Manual Isolation and Manual disable through keypad.                                                                                                                                                                                                                                                                                                                                                                                                                                                                                                                                                                                                                                                                                                                                                                                  |                            |
| 20          | The system should be provided inbuilt with SMPS with spike/Transient reduction circuit, to avoid any False alarming in case of transient/abrupt Voltage fluctuations. Power consumption of less than 200 mA idle current and 1 –2 Amps on full activation.                                                                                                                                                                                                                                                                                                                                                                                                                                                                                                                                                                                                                                                                                                                                                                                    |                            |
| 21          | Aux. relay for triggering external devices. Separate relays for fire & fault. Compatible with external relay card for connecting external devices., Air Conditioning turn-off relays and facilities for connecting Auto dialer, mot. sirens etc.                                                                                                                                                                                                                                                                                                                                                                                                                                                                                                                                                                                                                                                                                                                                                                                              |                            |
| 22          | Built-in Digital Ammeter (Battery Current), Digital Voltmeter (Main voltage & Battery Voltage)                                                                                                                                                                                                                                                                                                                                                                                                                                                                                                                                                                                                                                                                                                                                                                                                                                                                                                                                                |                            |
| 23          | AFDAS CONTROL APNEL MUST HAVE OPTION AS UNDER (IN BREIF) - WHICH WILL BE VERIFIED DURING PRODUCT DEMONSTRATION BY THE COMMITTEE-<br><br>HEALTH STATUS THROUGH SMS, THIRD PARTY ELECTRICAL DEVICE OPERATION (ON/OFF) THROUGH ON-BOARD RELAY. MUST HAVE OPTION TO RAISE THE ALARM E-MCP AND ALSO RESET OPTION.<br><br>INBUILT PROVISION IN THE CONTROL PANEL TO CONNECT THROUGH CMS-TCP/IP (BRANCH-RBO-AO-LHO) AND QR CODE FOR DOWNLOADING USER MANUAL. TECHNICAL/PROFESSIONAL KNOWLEDGE ABOUT THE SYSTEM.WALK TEST MODE TESTING FACILITY, TAG/STICKERS (METALLIC/EMBOSSSED) INBUILT AUTO DIALER. RESETTABLE INBUILT AUTO FUSE FACILITY. INBUILT SMPS BASED POWER SUPPLY. STAND ALONE AUTO DIALER TESTING (AS PER SPECIFICATION), DEEP DISCHARGE/OVER CHARGING PROTECTION, LOG EVENTS STORAGE FACILITY (NON-VOLATILE MEMORY), PUSH TO OPEN PANEL FRONT DOOR FACILITY, MINIMUM TWO OUTPUT FACILITY FOR HOOTER CONNECTION(OPTION-1/OPTION-2), HEAT DETECTOR TESTING FACILITY. OPTION TO GENERATE/DOWNLOAD MIS REPORT THROUGH PENDRIVE/DATA CABLE. |                            |
|             |                                                                                                                                                                                                                                                                                                                                                                                                                                                                                                                                                                                                                                                                                                                                                                                                                                                                                                                                                                                                                                               |                            |
|             |                                                                                                                                                                                                                                                                                                                                                                                                                                                                                                                                                                                                                                                                                                                                                                                                                                                                                                                                                                                                                                               |                            |
| <b>S.N.</b> | <b>(B)Technical Specifications for STANDALONE AUTO DIALER [THESE FEATURES WILL BE TESTED DURING PRODUCT DEMONSTRATION]</b>                                                                                                                                                                                                                                                                                                                                                                                                                                                                                                                                                                                                                                                                                                                                                                                                                                                                                                                    | <b>Compliance Yes / No</b> |
| 1.          | Standalone Auto Dialer must be compatible with minimum 4G GSM+PSTN line connection facility of various leading Service Providers.                                                                                                                                                                                                                                                                                                                                                                                                                                                                                                                                                                                                                                                                                                                                                                                                                                                                                                             |                            |
| 2.          | It should work with all types of existing alarm having port for connecting the auto dialer                                                                                                                                                                                                                                                                                                                                                                                                                                                                                                                                                                                                                                                                                                                                                                                                                                                                                                                                                    |                            |

|     |                                                                                                                                                                   |  |
|-----|-------------------------------------------------------------------------------------------------------------------------------------------------------------------|--|
| 3.  | Minimum 05 telephone numbers, non-volatile memory such that settings are saved                                                                                    |  |
| 4.  | Minimum 2 messages of 15-20 seconds duration, storage, and recording facility.                                                                                    |  |
| 5.  | Call override and line take over facility.                                                                                                                        |  |
| 6.  | User friendly easy programming and simple operation.                                                                                                              |  |
| 7.  | No false activation due to voltage fluctuation etc.                                                                                                               |  |
| 8.  | Facility to cut off message delivery using a number code/master key.                                                                                              |  |
| 9.  | Message should be repeated at least twice before dialing the 2nd number. In case number not responded, facility to re-dial the number after completing the cycle. |  |
| 10. | Should have message recording facility at local end (Branch end).                                                                                                 |  |
| 11. | In-built GSM auto-dialer should have the ability to generate SMS alerts in addition to auto-dialing the pre-fed numbers.                                          |  |
| 12. | Provide signal strength and status indication on display screen.                                                                                                  |  |

| <b>(C) TECHNICAL SPECIFICATION FOR WIRING &amp; SENSORS</b> |                        |                                                                                                 |                              |
|-------------------------------------------------------------|------------------------|-------------------------------------------------------------------------------------------------|------------------------------|
| <b>S.N.</b>                                                 | <b>ITEM</b>            | <b>Technical Specifications</b>                                                                 | <b>Compliance (Yes / No)</b> |
| 1.                                                          | Multi Sensor Detector  | 1. Capable of Heat & Smoke - multi criteria sensor                                              |                              |
|                                                             |                        | 2. low power consumption                                                                        |                              |
|                                                             |                        | 3. LED detector status indicator                                                                |                              |
|                                                             |                        | 4. Programmable sensitivity                                                                     |                              |
|                                                             |                        | 5. CERTIFICATIONS – UL/ LPCB/FM (As per IS 11360)                                               |                              |
| 2.                                                          | Optical Smoke Detector | 1. Wide operating voltage 8 to 30VDC                                                            |                              |
|                                                             |                        | 2. Low power consumption Light Scattering or obscuration                                        |                              |
|                                                             |                        | 3. LED detector status indicator. LED flashes in normal, illuminates in alarm & quite in fault  |                              |
|                                                             |                        | 4. Apollo 65 /System Sensor and its equivalent other make                                       |                              |
|                                                             |                        | 5. CERTIFICATIONS - UL /LPCB/FM (As per IS 11360)                                               |                              |
| 3                                                           | Heat Detector          | 1. Wide operating voltage 8 to 30VDC                                                            |                              |
|                                                             |                        | 2. Rate of Rise cum fixed temperature type.                                                     |                              |
|                                                             |                        | 3. Backward compatible with Series 100 Detector range of bases                                  |                              |
|                                                             |                        | 4. LED detector status indicator                                                                |                              |
|                                                             |                        | 5. Programmable sensitivity                                                                     |                              |
|                                                             |                        | 6. Range of detectors bases available                                                           |                              |
| 4                                                           | Manual Call point      | 5. CERTIFICATIONS - UL / LPCB (As per IS 11360)                                                 |                              |
|                                                             |                        | 1. Anti-Tamper facility.                                                                        |                              |
|                                                             |                        | 2. As per IS 2189-2008. with hammer and chain (Resettable type Manual Call Point if BIS permit) |                              |
|                                                             |                        | 3. Enhanced aesthetics with front cover facility                                                |                              |
|                                                             |                        | 4. Fully approved to the latest standards.                                                      |                              |
| 5                                                           | Response Indicator     | 5. CERTIFICATIONS - UL / LPCB/ ERTL/ BIS                                                        |                              |
|                                                             |                        | 1. Fabricated from either spun aluminum or molded PVC or MS 16 SWG                              |                              |

|   |                   |                                                                                                   |  |
|---|-------------------|---------------------------------------------------------------------------------------------------|--|
|   |                   | 2. DOUBLE LED indication                                                                          |  |
|   |                   | 3. As per IS 2189-2008 or equivalent as per prevalent trade and practice, acceptable to the Bank. |  |
| 6 | Electronic Hooter | 1. High sound output, low current consumption.                                                    |  |
|   |                   | 2. Range 500 to 1000 Hz. Sound level between 75 dB - 120 dB.                                      |  |
|   |                   | 3. Min. 6 Watt (Dual tone) of Min 65 db output                                                    |  |
|   |                   | 4. Low profile, Surface and Waterproof mounting options.                                          |  |
|   |                   | 5. Fabricated from either spun aluminum or molded PVC.                                            |  |
|   |                   | 6. CERTIFICATIONS - UL / LPCB/ ERTL/ BIS                                                          |  |
| 7 | Battery           | 1. 2X 12V 7Ah Rechargeable battery                                                                |  |
|   |                   | 2. Eco-Friendly                                                                                   |  |
|   |                   | 3. Ready-to-use, Low-self discharge, Maintenance Free                                             |  |
| 8 | Armoured Cables   | 1. 2 core 1.5 sq mm armored cable                                                                 |  |
|   |                   | 2. Armored & PVC Sheathed Cables Conforming to IS: 1554 (Part -I) 1976 and latest ISI marked.     |  |
|   |                   | 3. Fire Retardant Low Smoke                                                                       |  |
|   |                   | 4. MAKE: Finolex / Polycab / RR Cable/Havells or Equivalent.                                      |  |
| 9 | CONDUIT           | 1. FOR MS CONDUIT PIPE - SIZE 25MM (IS-9537)                                                      |  |
|   |                   | 2. PVC PIPE (ISI MARK) - SIZE 25 MM                                                               |  |

**4 MINIMUM TECHNICAL SPECIFICATIONS**

**ADDRESSABLE FIRE DETECTION AND ALARM SYSTEM (AFDAS)**

These specifications define the minimum requirements for supply, installation, testing and commissioning of Addressable Fire Detection and Alarm System. All equipment shall comply with relevant BIS / EN standards (IS 2189, EN 54 series) and any statutory requirements.

| S. No. | Minimum Technical Specification                                                                                             | Compliance (Yes/No) |
|--------|-----------------------------------------------------------------------------------------------------------------------------|---------------------|
| 1      | Microprocessor based Addressable Fire Alarm Control Panel conforming to IS 2189 / EN 54 with modular architecture.          |                     |
| 2      | Panel shall support minimum 4 loop expandable up to multiple loops with each loop supporting at least 125 detectors and 125 |                     |

|   |                                                                                                                                                              |  |
|---|--------------------------------------------------------------------------------------------------------------------------------------------------------------|--|
|   | modules.                                                                                                                                                     |  |
| 3 | System shall have LCD/LED display with event logging (minimum 1000 events) and real-time clock.                                                              |  |
| 4 | Inbuilt or external power supply with automatic changeover to battery backup; batteries shall provide minimum 24 hours standby + 30 minutes alarm condition. |  |
| 5 | Loop wiring shall be Class A (ring) with fault isolation; system shall continue operation even in case of single open/short fault.                           |  |
| 6 | Provision of addressable smoke detectors (optical), heat detectors, multi-sensor detectors as per site requirement.                                          |  |
| 7 | Addressable Manual Call Points (MCP) with break glass arrangement and unique address.                                                                        |  |
| 8 | Addressable hooters / sounders with strobe (wherever required) for audio-visual alarm.                                                                       |  |
| 9 | Short circuit isolators to be provided in loop to protect against loop faults.                                                                               |  |

|    |                                                                                                                         |  |
|----|-------------------------------------------------------------------------------------------------------------------------|--|
| 10 | System shall have provision for integration with BMS / IBMS through standard communication protocols (Modbus / BACnet). |  |
| 11 | Inbuilt event log storage and facility to download logs through USB / software.                                         |  |
| 12 | Provision for remote monitoring through GSM / IP module for alerts and notifications.                                   |  |
| 13 | Auto-dialer facility to dial pre-configured numbers and send SMS alerts.                                                |  |
| 14 | Zone wise indication and control with programmable cause & effect logic.                                                |  |
| 15 | Provision for integration with fire suppression system, HVAC shutdown, lift recall and other safety interlocks.         |  |
| 16 | System shall be capable of software configuration with password protected access.                                       |  |
| 17 | Detectors shall have LED indication and be easily removable / replaceable.                                              |  |
| 18 | Cabling shall be FRLS / Fire survival cable as                                                                          |  |

|    |                                                                                                              |  |
|----|--------------------------------------------------------------------------------------------------------------|--|
|    | per standards.                                                                                               |  |
| 19 | All equipment shall be compatible with each other and from same OEM or approved make.                        |  |
| 20 | Complete system shall be tested, commissioned and demonstrated successfully to the satisfaction of the Bank. |  |

**4.9.1 ELECTRONIC CABLES, WIRING & CONDUITING:**

All wires / cables to be used for the system shall confirm to the following -

- i. PVC insulated copper conductor cables confirming to and marked IS: 694: 1990 having minimum 1.5 MM<sup>2</sup> cross- sectional areas or as specified in BOQ. If stranded at least 0.5 MM<sup>2</sup> cross-sectional should be used.
- ii. Armored PVC / Rubber insulated cables confirming to and marked IS: 1554 (Part – I) 1988.
- iii. Joints in the cables shall necessarily be avoided. Where joints are unavoidable for qualified reasons all visible areas of the junction boxes shall be painted signal red.
- iv. The maximum number of wires that can be drawn in conduit shall be governed by the CPWD Specification for internal electrical works (Part-I).
- v. Insulation on cable should not be lesser than one Mega Ohm when tested with a 500 Volts Megger for any particular section of the wiring.

**4.9.2 TECHNICAL SPECIFICATIONS OF AUTOGLOW /LED BASED FIRE SAFETY SIGNAGES:** The following specifications are required for **AUTOGLOW /LED BASED FIRE SAFETY SIGNAGES** must be followed by the applicants wherever required by the Bank Branches/Offices:

- i) **IS: 10322 (PART-5/SEC-8):2013 “LED LUMINARIES FOR EMERGENCY LIGHTING.**
- ii) **IS: 12349:1988 “FIRE PROTECTION-SAFETY SIGNS”**
- iii) **Is: 9457:2005 “SAFETY COLOURS AND SAFETY SIGNS”**
- iv) **IS: 9583:1981 “SPECIFICATION FOR EMERGENCY LIGHTING UNITS”**
- v) **National Building Code of India-2016**

**TECHNICAL SPECIFICATIONS OF FIRE SAFETY AUTOGLOW SIGNAGES:**

The following specifications required for flexible sheet and rigid sheet auto glow signage:



| S. No. | Particulars | Flexible Sheet signage | Rigid Sheet signage |
|--------|-------------|------------------------|---------------------|
|--------|-------------|------------------------|---------------------|

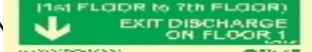
| <b>Glow Signage:</b> |                                   |                                                                                                                                                                          |                                                                                                                                                                                                                                               |
|----------------------|-----------------------------------|--------------------------------------------------------------------------------------------------------------------------------------------------------------------------|-----------------------------------------------------------------------------------------------------------------------------------------------------------------------------------------------------------------------------------------------|
| a.                   | Description                       | Flexible signage should be photo luminescent based glow-in-dark sheeting with luminous properties enclosed in a weatherproof UV stabilized film with UV screen printing. | Rigid signage (on acrylic sheet) should be photo luminescent based glow-in-dark rigid sheet with high intensity luminous properties enclosed in a transparent weather-proof UV stabilized coated sheet, with UV screen printing (lamination). |
| b.                   | Thickness and service temperature | 0.2 mm (+/-: 10%), -20 to +120 C                                                                                                                                         | 1mm (+/-: 10%), -20 to +120 C<br>Sheet thickness 2.5 to 3.0 mm                                                                                                                                                                                |
| c.                   | Surface Colour                    | Greenish yellow                                                                                                                                                          | Greenish yellow                                                                                                                                                                                                                               |
| d.                   | Visibility                        | Glow visible up to 1-2hrs in total darkness                                                                                                                              | Glow visible up to 1-2hrs in total darkness                                                                                                                                                                                                   |
| e.                   | Properties                        | Fungi static, Nontoxic, Non-radioactive, contains no lead or phosphorous, Simple to install by pasting and Self extinguishing                                            | Fungi static, Nontoxic, Non-radioactive, contains no lead or phosphorous, Simple to install by screwed or just peel off to stick and Self extinguishing                                                                                       |
| f.                   | Life                              | Life > 10-15 years for best working in indoor                                                                                                                            | Life > 10-15 years for best working in indoor                                                                                                                                                                                                 |
| g.                   | Certifications                    | These signs adhere to BS: 5499-1 and the health & safety (safety signs & signage) regulation.                                                                            |                                                                                                                                                                                                                                               |







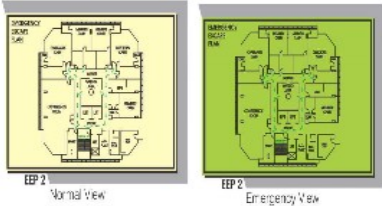
**LED CONFIGURED EMERGENCY (E)/NON-EMERGENCY EXIT (NE) EDGELIT LIGHT:**






- a) Should be Ceiling mounted and confirmed IS:9583,
- b) The facia on clear acrylic and the arrow should be available,
- c) Facia on clear acrylic and the arrow should be visible from both sides.
- d) Ni-Mh/Ni-Cd rechargeable battery with constant voltage charger and maintained battery backup for 02 hrs minimum,
- e) Input 230 V, 50Hz.
- f) Size should be 180mm x 300 mm in Aluminum Housing Body (25mm x 45 mm).

**SAMPLE OF AUTO GLOW / PHOTO LUMINESCENT SIGNAGES, PLAN & TAPE**

| S.No | Particulars of auto glow signages                                                                                  | Tentative size |
|------|--------------------------------------------------------------------------------------------------------------------|----------------|
| i    | Exit Signaegs                  | 100X300        |
| ii   | Floor Identification signages  | 300x300        |



|      |                                                                                                                                       |             |
|------|---------------------------------------------------------------------------------------------------------------------------------------|-------------|
|      |                                                                                                                                       |             |
| iii  | <p>STAIRCASE IDENTIFICATION SIGNAGE (DOWN/ UP)</p>  | 100X300     |
| iv   | <p>FIRE EXTINGUISHER SIGNAGE</p>                    | 250X200     |
| v    | <p>HOSE REEL HOSE SIGNAGE</p>                       | 250X200     |
| vi   | <p>FIRE ALARM SIGNAGE</p>                          | 150X150     |
| vii  | <p>AUTHORISED PERSONNAL SIGNAGE</p>               | 100X300     |
| viii | <p>ASSEMBLY POINT SIGNAGE</p>                     | 600X600     |
| ix   | <p>EMERGENCY ESCAPE PLAN SIGNAGE</p>              | A3(297X420) |

|      |                                                                                                                                                 |                 |
|------|-------------------------------------------------------------------------------------------------------------------------------------------------|-----------------|
| x    | IN CASE OF FIRE DO NOT USE THE LIFT USE THE STAIRS            | 200X200         |
| xi   | EXIT /FIRE EXIT /EMERGENCY EXIT SIGNAGES WITH MULTIPLE ARROW  | 150X400         |
| xii  | AUTOGLO ARROW TAPE FOR LEFT/RIGHT DIRECTION                   | 80 mm X 10 Mtrs |
| xiii | AUTOGLO TAPE FOR STAIRCASE EDGE                               | 40 mm X 10 Mtrs |
| xiv  | FIRE ACTION CHART                                           | 600X450         |

**SUPPLY OF EMERGENCY EXIT LIGHT**

Supply Of Self Contained Rechargeable SWGS Emergency Egress Routes BIS approved Lights with 1X 5 W LED CIRCUIT POWER /Mains ON Emergency 3 W LED -EMERGENCY 3W LED 20 (0.2W) lamp , The equipment Shall Recessed Surface /Hanging / WALL mounting Fully Compliance with requirement for the Fire and Safety code of practice and the respective EN60598-2-22 and designed in compliance with EN50172, with 24M VIEW distance Neotype IP 20 as Per IEC 529 - working Temp 25°C-60°C, The body is fire retardent,CAD Designed printing on 8 M. M. clear acrylic sheet ,with Change device Swith Installed , Fitting with 180 Min backup with Rechargeable environmentally friendly Battrey 3.7V 2200MAH



**RFP Ref. No. MUM/EMP/FIRE/2025-26/01**

**DATED: 15/04/2026**

Nominal Input Voltage 230 +/-10 % to 240V A.C. +/-10 % 50 Hz +/-10 %  
Supply Current 50mA max the Fixture is tested with Insulation Resistance at 500VDC & to be Greater than 20M Ohms and the same Fixture to be STOOD Tested with High VOLT 1500V 50 HZ AC RMS applied for 1 Min between live parts & Earthin terminal ,with Deep Discharge /Low Battrey Cut of protection the Fixture should be Confirms to IS: 10322 Part 5 Sec 8 with Certificates to BIS /NBC Standard with test Reports of IS Standard , as per UL 924 Contractor should be submit the above Compliance as require. Contractor should be submit the above Compliance as require.

**Make - PROLITE /AUTOGLOW /HONEY WELL/ GLOWLIGHT /ACCULITE /SIGNSUTRA / INSTAMARK/AUTOLITE.**

**SINGLE SIDE/DOUBLE SIDED**



#### **4.9.3 INSTRUCTION MANUAL:**

i. The record engineering drawings and operating instructions shall be supplied by the installers on completion of the installation. Drawings shall clearly indicate, for maintenance and record purposes, the position of various items of the equipment, junction boxes, sizes and routes of all cables and wires and such other relevant details. If so desired by the user, circuit diagrams of fire alarm system and its components should also be supplied. These drawings and operating instructions shall be kept up – to – date and be available for convenient reference and shall be available for convenient reference and should be in the control room.

ii. The installer shall supply the user with a logbook. The logbook shall be maintained for recording details, including causes of all the alarms (genuine, practice, test or false), faults, service tests and routine inspections, servicing/repairs, etc, as and when done. Periods of disconnection/in operation should also be shown.

#### **CERTIFIED THAT:**

- a) We have understood the technical specifications thoroughly and are acceptable to us.
- b) If the work order in whole or part is placed with us, we would be able to supply the above-mentioned equipment to the Branches/Offices of State Bank of India, across **Mumbai Circle**, within given time frame.

RFP Ref. No. MUM/EMP/FIRE/2025-26/01

**DATED: 15/04/2026**

- c) Our company / firm already have an office in Mumbai Circle/ are ready to open an office within one month from the date of allotment of work, with adequate infrastructure and technical manpower, which will remain functional till the end of warranty and AMC period.
- d) We understand that the specifications being offered by us as above are applicable to throughout the Circle.

### **5.0 PART-V: SCOPE OF WORK**

- 5.1** The work under this section shall consist of furnishing all labor, material, equipment, and appliances necessary and required to completely install automatic and manual fire detection and alarm system facility as required by the drawings and specified here in after or given in the schedule of qualities.
- 5.2** Without restricting to the generally of the foregoing, the fire Detection & Alarm System shall include the following: -
  - a) Ionization smoke detectors, Optical Detectors, Multi Sensor Detector, Rate of Rise cum Fixed Temperatures Heat Detectors, Fixed temperature Heat Detectors, Manual call points, Electronic Hooters /Sounders, Response Indicators, and Accessories as specified.
  - b) Metallic conduits (Rigid/Flexible), PVC insulated copper conductor cables, armored cables, glands, tees, bends, special fittings, junction boxes etc. as specified.
  - c) Main Fire Alarm Control panels, local control panels (floor panels), batteries, and battery chargers etc. as specified.
  - d) The Fire Alarm Empaneled Vendor has to supply, Installation (fixing) of auto glow signages and LED based Fire Safety signages at SBI Branches/Offices as and when required and the work of installation must be as per the guidelines of National Building Code of India-2016 and also relevant BIS/IS standard as decided by the Bank.

### **5.3 MAINTENANCE OF AUTOMATIC FIRE DETECTION & ALARM SYSTEM (AFD&AS)**

A.M.C. will be awarded after completion of warranty period counting from the date of handing over the system to the branch/office. The vendor must perform the AMC work as per IS: 2189 and other relevant BIS/NFPA standards. Quarterly (Once in three months) i.e., four visits in a year and perform under noted work-

- (a) Checking, cleaning, and testing of all components of the system i.e., control panel, detectors, response indicators, manual call points, auto dialer, and batteries etc. for its serviceability and healthiness.
- (b) Testing of auto dialer programming i.e., updating the mobile/telephone numbers in consultation with Branch Managers.
- (c) Rectification of defects noticed in the system.
- (d) During each visit representative of the firm will give training to the bank's staff in operation and maintenance of the system.
- (e) Apart from the above quarterly visits all complaints / breakdown calls will have to be attended free of cost within 24 hours for city / local branches and within 72 hours for outstation branches. An alternative serviceable unit may be provided in

RFP Ref. No. MUM/EMP/FIRE/2025-26/01

**DATED: 15/04/2026**

case the existing unit has to be taken out for necessary repairs and the original unit / part shall be refitted after repairs at the earliest.

- (f) Ensure all the sensors are free from dust/cobweb, and properly tighten on the ceiling.


**5.4 AMC/SERVICING SLIP:**

Vendors /Firms must maintain a record in their book of records wherein schedule for AMC Visit as mentioned below and accordingly performed the work of Servicing / Maintenance within the due date and paste a service slip / tag (Bin Card inside transparent plastic cover) at the Fire Alarm Control Panel body, as sample given below and ensure service / maintenance slip should be with good quality of adhesive if pasted on the body. It must be brought / provide in control panel during the demonstration. Preferable **size: 6.0" x 5.0"** on hard paper both side matter printed in clear/visible/prominent letters and kept inside the removable hard plastic cover and having two holes on the top with thread (strong dhaga) for fasten/bind with body of the fire alarm



RFP Ref. No. MUM/EMP/FIRE/2025-26/01

DATED: 15/04/2026



FRONT SIDE

**AUTOMATIC FIRE ALARM ANNUAL MAINTENANCE SLIP/CARD**

**Vendor/Firm Address**

Branch Name:.....(Code:.....)

AFDAS Model: AFDAS Make:

NO OF ZONE TWO / FOUR / SIX / EIGHT

AUTO DIALER (PSTN/GSM) YES NO

DATE OF NEW SUPPLY/INSTALLATION DATE:

**DETAILS OF VISITS UNDER AMC STATUS (OK/NOT OK) SIGN OF TECHNICIAN**

FIRST AMC VISIT DATE

SECOND AMC VISIT DATE

THIRD AMC VISIT DATE

FOURTH AMC VISIT DATE

**ON CALL VISIT (IF ANY) STATUS (OK/NOT OK) SIGN OF TECHNICIAN**

FIRST VISIT DATE

SECOND VISIT DATE

THIRD VISIT DATE

**ZONE MARKING AREA COVERED**

ZONE NO-1

ZONE NO-2

ZONE NO-3

ZONE NO-4

EMERGENCY EXIT (YES/NO) IF YES, PLEASE SPECIFY: LED BASED EMERGENCY LIGHT/AUTOGLOW SIGNAGES (YES/NO), AND LED EMERGENCY LIGHTS WORKING (YES/NO)

**AUTO DIALER PHONE Nos**

1. 3. 5. AUTO DIALER: GSM / PSTN [ v ]  
2. 4. 6.

Name of Supervisor: Mr..... M.No.....

Name of Technician Mr..... M.No.....

**BACK-SIDE**

**IMPORTANT INSTRUCTIONS TO USE AUTOMATIC FIRE DETECTION & ALARM PANEL**

| S.No | Operation                       | Description                                                                                                                                                                                                                                                                                        |
|------|---------------------------------|----------------------------------------------------------------------------------------------------------------------------------------------------------------------------------------------------------------------------------------------------------------------------------------------------|
| 1    | Lamp Test                       | There is "BUTTON" on the Fire Alarm Control Panel which is used to test the Glowing Indication of LED fixed on the Panel which indicates various colour -FIRE (RED), OPEN (AMBER), SHORT (AMBER) & NORMAL / ISOLATE (GREEN).                                                                       |
| 2    | Evacuation Test/<br>Hooter Test | Use to test Hooter of the Fire Alarm Control Panel                                                                                                                                                                                                                                                 |
| 3    | Silence/Acknowledge             | Whenever any Fire Activated and RED indication comes on the control Panel, immediate use Silence Button to stop the Hooter. Hold for few second till hooter sound shut.                                                                                                                            |
| 4    | Reset                           | To Reset the Control Panel to its original (Normal Condition) Position: Whenever Fire Activated- Push the Silence Switch and Search the Area/Zone in which Fire Alarm Activated- Use appropriate Fire Extinguisher if any Fire Discover and then push Reset Switch to normalize the Control Panel. |
| 5    | Normal                          | Normally it shows in <b>Green Colour</b> if Control Panel is in Normal Condition                                                                                                                                                                                                                   |
| 6    | Isolate                         | If any Zone repeatedly activate Fire Indication due to faulty Smoke Detector, in that case Branch has to inform AMC Vendor regarding Fault and for time being this particular Zone Must be Put in Isolate Mode instead of Put Off the Panel as a whole.                                            |

Ensure that Fire Control Panel is in working condition 24x7 especially on holidays and provided with GSM (SIM)/ PSTN (LAND LINE) based auto dialer. Zone marking to be done at the control panel for quick response and easily identification of seat of fire.

**5.5 DEMONSTRATION / TRAINING OF AUTOMATIC FIRE ALARM & DETECTION SYSTEM (AFD & AS):**

Imperative Training on operation of Automatic Fire Alarm System is a vital role for the Bank's staff posted at the Branches / Offices. Therefore, to avert any Fire Incident in its incipient stage the occupants must have the knowledge on operation of the system. It is necessary for the vendors, to visit the Branches for AMC as per schedule (whenever they due), or on any breakdown whenever warranted. Representative of the Firm must conduct demonstration with prior permission to the BM to conduct a small training session (10-15 minutes) during AMC visit/new Installation. The details of training /demonstration must be recorded in Security Information register and mentioned in Service Certificate issued to the Branches / Offices by the Vendors.

**5.6 REQUIREMENTS FOR DETECTION ZONES THAT CONTAIN NON-ADDRESSABLE AUTOMATIC DETECTION SYSTEM ARE GIVEN BELOW:**

- a) Automatic fire detection and alarm system consists of Fire Detectors and Manual Call Points connected by appropriate cables to sector/zone panels which in term are connected to control and indicating equipment (C and I). The equipment and cables of automatic fire detection and alarm system should be independent of any other system or cables and should not be shared with any other system.
- b) If the requirement of detectors in any area is less than 20, division into zones/sectors may not be necessary (Recommended to distribute into zones). Similarly, sectorization may not be necessary if the number of zones is not very large and in case of bigger premises, the premises may be divided into wings and each wing may have sectors/zones.
- c) Size of the conventional panels is normally referred by number of zones. Each zone can be connected with the conventional detectors not exceeding 20.
- d) The floor area of a single zone shall not exceed 200 m<sup>2</sup>.
- e) If the total area of a building is less than 300 m<sup>2</sup>, a zone can cover more than one floor.
- f) If the total area of a building is more than 300 m<sup>2</sup>, each zone shall be restricted to a single floor.
- g) The search distance, that is, the distance that has to be travelled by anyone responding to a fire alarm signal after entry to the zone in order for the location of the fire to be determined visually, shall not exceed 30 m.
- h) Automatic fire detectors within any enclosed stairwell lift well or other enclosed shaft-like structures shall be considered as a separate zone.
- i) If manual call points are located on the landings of an enclosed staircase, such points at each level shall be incorporated within the zone that serves the adjacent accommodation on that level.
- j) The detectors and manual call points within sectors / zones shall be wired to the control and indicating equipment.
- k) The entire electrical installation pertaining to the entire fire alarm system as described above shall be independent of other systems.

RFP Ref. No. MUM/EMP/FIRE/2025-26/01

**DATED: 15/04/2026**

- l) When a signal of fire is given, it is necessary that there shall be no confusion about the zone from which it is received.
- m) In larger premises, the fire alarm system shall be so designed and arranged that it is fully compatible with the emergency procedures and provides at some central or convenient point, or points, an indication of the zone from which an alarm has originated.
- n) The zoning arrangement for systems in multiple occupations shall consider the fact that all the premises may not be occupied at the same time. No zone shall include areas is more than one occupancy.
- o) Remote indicator (RI) lamps outside doors of rooms, cabins, etc, within a zone may be useful, if doors are likely to be locked.

**5.7 THE FOLLOWING GUIDELINES TO BE FOLLOWED FOR THE INSTALLATION OF AUTOMATIC FIRE DETECTION & ALARM SYSTEM:**

- a) The entire area of the branch including record/stationery room & onsite ATM/E-Corner/CDM enclosure should be covered with the detectors as per its requirement.
- b) The equipment and cables of Automatic Fire Detection & Alarm system (AFD&AS) should be independent of any other system or cables and should not be shared with any other system.
- c) The electric connection shall be provided to the system before the main switch through MCB and UPS.
- d) The control panel of the system should be installed near the entry/exit of the Branch / office. The control panel may be fixed on the wall at the height of 2.0 meter, it should be easily approachable, and a key of the control panel may also be tagged with panel.
- e) If the detectors are providing under/over the false ceiling, the armored cable / wire should be clipped / hooked with the roof. The armored cable / wire should not be laid out over the false ceiling at any cost.
- f) Circuits for the detectors and the manual call points (MCP) shall be different. MCP shall be fixed at a height of 1.4 meter above the floor level, at easily accessible, well illuminated, and conspicuous positions, which are free of obstructions. It shall be located preferably near entry /exit / staircases.
- g) At the time of installation and prior to commissioning, every detector should be allotted an identification number (permanent marker) proceeded by alphabetic initials. For example, Z-1/SDI/8 means Zone -1, **Ionization** Detector, 8<sup>th</sup> detector, or Z-2/SDO/5 means zone-2, **Optical** Detector, 5<sup>th</sup> detector, or Z-3/HD/4 means zone- 3, **Heat** Detector, and 4<sup>th</sup> detector.
- h) Under the flat ceilings and ceiling height up 4/5 meter, the spacing between the detectors should not be more than 5 to 7 meter in a protected area.
- i) Detectors shall not mount within 50 cm of any walls, partitions, or obstructions.
- j) Detectors shall not be mounted within 01 meter of any air inlet or a forced ventilation system.
- k) Detectors should always be mounted on the ceiling only and shall be placed on the protected side of the premises on the ceiling 1.5 meter from any door, window or any opening in the wall partitions.
- l) Detector sitting shall be such that a clear space of 50 cm is maintained below each detector.
- m) Auto dialer should be programmed with minimum 4/5 mobile numbers among the branch functionary including Branch Manager and must be armed 24x7hrs with the fire alarm panel. The power supply of auto dialer shall be given from fire control panel only.
- n) After installation of the system, a demonstration regarding mode of operation of the system should be conducted in the branch/office before the branch functionary. The function of automatic fire detection & alarm system along with auto dialer should be known to the users and the nearby fire station mobile number/phone number may also be connected with system.

The fire station should also be informed regarding the function of captioned system in case of any emergency.

## **6.0 OTHER IMPORTANT TERMS & CONDITIONS**

### **6.1 BANK'S RIGHT TO ISSUE CLARIFICATIONS, ADDENDUMS, CORRIGENDUM ETC:**

The Bank can at any time issue clarifications, addendums or corrigendum before finalization of empanelment. The same will be published on the Bank's website. The applicants are requested to regularly visit the Bank's website.

### **6.2 PURCHASE THROUGH GEMS PORTAL (GOVERNMENT E-MARKET):** The Bank reserves the right to purchase/install/AMC of the said system/equipment/items through GeM portal (Govt. of India)

### **6.3 GUARANTEES:** The AUTOMATIC FIRE ALARM & DETECTION SYSTEM (AFD & AS) including all components delivered to the Bank should be brand new and as per BIS. The supplier should also guarantee that maintenance to be carried out as per BIS and Bank's instructions.

### **6.4 AVAILABILITY OF SPARES:** Spares for the product offered should be available for at least 05 years.

### **6.5 WARRANTY:** The offer must include comprehensive on-site warranty of 01- year for AUTOMATIC FIRE ALARM & DETECTION SYSTEM (AFD & AS) from the date of installation and commissioning of the equipment. Service Provider shall be fully responsible for the manufacturer's warranty in respect of proper design, quality, and workmanship of all equipment, accessories, etc., covered by the offer. The supplier must warrant all equipment, accessories, spare parts etc., against any manufacturing defects during the warranty period. During the AMC contract period the Service Provider shall depute their representative for maintenance of Fire Alarm System.

### **6.6 MAINTENANCE STANDARD EXPECTED DURING WARRANTY:** The supplier should ensure that in case the equipment cannot be repaired within the stipulated period, the supplier should provide a replacement till the system/equipment is returned duly repaired.

### **6.7 RECORDS:** As per requirement of the Bank / Branch, if request is made by the Bank / Branch to the vendor for providing details of all AUTOMATIC FIRE ALARM & DETECTION SYSTEM (AFD & AS) branch-wise with date of installation and due date of AMC, **the vendor shall make arrangements to provide the details.**

### **6.8 FALL CLAUSE:** At any point of time if it is observed that the vendor is supplying to other financial institutions / firms' similar equipment/ material / services at lower rates than offered to Bank, then the vendor shall have to compensate the Bank by paying the difference amount and downward revise the rate of respective item / services at the time of renewal of contract/agreements as applicable.

### **6.9 GUIDELINES FOR THE OEM (ORIGINAL EQUIPMENT MANUFACTURER):** OEM should have online dedicated support center available during working hours and a fully equipped repair and maintenance office in India. Document details to be submitted for the same for verification.

- a) OEM should have valid BIS Certification.
- b) Documents of Manufacturing license/ Excise Registration of the OEM factory need to be submitted for verification.
- c) Product Certification copies to be attached as per the specifications.
- d) Vendor will be responsible for non-genuine products. Audit for Banks whether actual material is provided or not needs to be done by OEM, as and when required by Bank, without any additional cost, as a service support to Bank.

RFP Ref. No. MUM/EMP/FIRE/2025-26/01

**DATED: 15/04/2026**

**6.10** Random Check / inspection of Bills & Service Certificates as well as quality of Servicing / New Installation will be carried out by the Bank Fire Officer, LHO, and severe action (as deemed fit) will be initiated against the firm if any abnormality noticed against the Bank's instruction.

### **7.0 SERVICE CERTIFICATE / REPORT**

Three copies of visit report will be prepared after testing /maintenance of the system by the authorized technician of the company. The Branch Manager/Authorized officials will stamp and countersign all reports after satisfying them that the system is fully functional.

- **One copy** will be handed over to the **Branch**,
- **Second copy** to be retained by the **Vendor**,
- **Third copy** shall be sent to **Fire Officer** at **Administrative Office** on quarterly interval along with forwarding letter and highlight of the severe abnormalities, if any.
- Format for the **Service Certificate** will be advised to the shortlisted vendors in due course which shall be bound to implement.

### **8.0 MODE OF PAYMENT:**

Bill will be paid as per the approved rates of the items after successful completion of work order for New Installation/AMC; vendor will have to submit the bills to the concern AO Fire Officer within 15 working days of completion of work (AMC/New Installation) after endorsed by the respective Branch Manager along with the Service Certificates for his records and ensure regular visits of AMC. The bills will be paid centrally by the respective Regional Business Office after recommendation of AO Fire Officer/Circle Fire Officer.

### **9.0 PENALTY CLAUSE:**

- a) If any service/new supply/ repair /request/ demand or complaint is not satisfactorily attended within the stipulated time period, the Bank may levy a **penalty of 100/- per day for each instance of delay and up to maximum 10% of the AMC/New Installation work value (Total lump sum amount for all the branches of that particular region)** and the same shall be deducted from the AMC amount as applicable. Security Deposit may also be forfeited as per discretion of the Bank. Penalty clause mentioned in the specific tender will supersede this penalty clause.
- b) In case of repeated complaints received from the Branches/offices either Circle Fire Officer/Zonal Fire Officers, the services vendor's may be discontinued/debarred/delist from the bank and services of reserved/stand by firm may be utilized in this case.

#### **9.1 Sub-Contracting Restriction:**

The bidder shall not assign, transfer, pledge, or sub-contract the whole or any part of the work under this contract to any third party, either directly or indirectly. Any violation of this clause shall be treated as a material breach of contract and may result in termination of the contract, forfeiture of Security Deposit, and blacklisting of the bidder.

**10.0 Confidentiality:**

The bidder shall maintain strict confidentiality of all data, documents, drawings, layouts, technical specifications, and any other information received from the Bank during the course of this tender and subsequent execution. The bidder shall not disclose such information to any third party without prior written consent and shall use the same solely for the purpose of execution of the contract. This obligation shall survive even after termination or expiry of the contract.

**11.0 COVENANTS OF THE SUCCESSFUL BIDDER**

**i. The successful bidder shall deploy and engage suitably experienced and competent personnel as may reasonably be required for the performance of the services.**

**ii. The successful bidder shall forthwith withdraw or bar any of its employee/s from the provision of the services if, in the opinion of BANK:**

- a. The quality of services rendered by the said employee is not in accordance with the quality specifications stipulated by BANK; or**
- b. The engagement or provision of the services by any employee is prejudicial to the interests of BANK.**

**iii. All employees engaged by the successful bidder shall be in sole employment of the successful bidder and the successful bidder shall be solely responsible for their salaries, wages, statutory payments etc. That under no circumstances shall BANK be liable for any payment or claim or compensation (including but not limited to compensation on account of injury/death/termination) of any nature to the employees and personnel of the Service Provider.**

**iv. The successful bidder: -**

**a. Shall be responsible for all negotiations with personnel relating to salaries and benefits and shall be responsible for assessments and monitoring of performance and for all disciplinary matters.**

**b. Shall not knowingly engage any person with a criminal record/conviction and shall bar any such person from participating directly or indirectly in the provision of services under this Agreement.**

**c. Shall always use all reasonable efforts to maintain discipline and good order amongst its personnel.**

**d. Shall regularly provide updates to BANK with respect to the provision of the services and shall meet with the personnel designated by BANK to discuss and review its performance at such intervals as may be agreed between the Parties.**

**e. Shall be responsible for compliance of all laws, rules, regulations and ordinances applicable in respect of its employees, sub-contractors and agents (including but not limited to the New Labour code) and shall establish and maintain all proper records including, but not limited to, accounting records required by any law, code, practice or**

corporate policy applicable to it from time to time, including records and returns as applicable under labour legislations.

f. Shall not violate any proprietary and intellectual property rights of BANK or any third party, including without limitation, confidential relationships, patent, trade secrets, copyright and any other proprietary rights in course of providing services hereunder.

g. Shall ensure that the quality and standards of materials and services to be delivered or rendered hereunder will be of the kind, quality and timeliness as designated by the BANK and communicated to the Service Provider from time to time.

h. Shall not work in a manner which, in the reasonable opinion of BANK, may be detrimental to the interests of BANK and which may adversely affect the role, duties, functions and obligations of the successful bidder as contemplated by this document.

i. Shall be liable to BANK for all losses of any nature whatsoever arisen directly or indirectly by negligence, dishonest, criminal or fraudulent act of any of the representatives and employees of the successful bidder while providing the services to the BANK.

j. The successful bidder shall be responsible for supply, installation, testing, and commissioning (SITC) of Fire Detection & Alarm Systems in accordance with applicable standards such as BIS, NBC, and local fire safety regulations. The bidder shall ensure deployment of qualified personnel, timely execution, compliance with statutory requirements of Maharashtra and Goa, and provide warranty and maintenance support.

#### **12.0 Modification / Withdrawal of Bids:**

Bidders may modify or withdraw their bids only prior to the bid submission deadline. No modification or withdrawal shall be permitted after the deadline. Any such attempt may result in rejection of the bid and forfeiture of EMD.

#### **13.0 Conflict of Interest:**

The bidder shall disclose any actual or potential conflict of interest that may arise during participation in this tender or execution of the contract. The Bank reserves the right to disqualify such bidders if such conflict affects the fairness of the procurement process.

#### **14. WAIVER OF RIGHTS:**

Each Party agrees that any delay or omission on the part of the other Party to exercise any right, power or remedy under this EOI will not automatically operate as a waiver of such right, power or remedy or any other right, power or remedy and no waiver will be effective unless it is in writing and signed by the waiving Party. Further the waiver or the single or partial exercise of any right, power or remedy by either Party hereunder on one occasion will not be construed as a bar to a waiver of any successive or other right, power or remedy on any other occasion.

## 15. INTELLECTUAL PROPERTY RIGHTS AND OWNERSHIP:

- i. For any technology / software / product used/supplied by the vendor for performing Services for the Bank as part of this tender, the vendor shall have right to use as well as right to license such technology/ software / product. The Bank shall not be liable for any license or IPR violation on the part of Vendor.
- ii. Without the Bank's prior written approval, Service provider will not, in performing the Services, use or incorporate link to or call or depend in any way upon, any software or other intellectual property that is subject to an Open Source or Copyright license or any other agreement that may give rise to any third-party claims or to limit the Bank's rights under this tender document.
- iii. Subject to below mentioned sub-clause (iv) of this document, Service Provider shall, at its own expenses without any limitation, indemnify and keep fully and effectively indemnified the Bank against all costs, claims, damages, demands, expenses and liabilities whatsoever nature arising out of or in connection with all claims of infringement of Intellectual Property Right, including patent, trademark, copyright, trade secret or industrial design rights of any third party arising from the Services or use of the technology / software / products or any part thereof in India or abroad.
- iv. The Bank will give (a) notice to Vendor of any such claim without delay/provide reasonable assistance to Vendor in disposing of the claim; (b) sole authority to defend and settle such claim and; (c) will at no time admit to any liability for or express any intent to settle the claim provided that (i) Vendor shall not partially settle any such claim without the written consent of the Bank, unless such settlement releases the Bank fully from such claim, (ii) Vendor shall promptly provide the Bank with copies of all pleadings or similar documents relating to any such claim, (iii) Vendor shall consult with the Bank with respect to the defense and settlement of any such claim, and (iv) in any litigation to which the Bank is also a party, the Bank shall be entitled to be separately represented at its own expenses by counsel of its own selection.
- v. Vendor agrees that the Bank owns the entire right, title and interest to any inventions, designs, discoveries, writings and works of authorship, including all intellectual property rights, copyrights. Any work made under this tender shall be deemed to be 'work made for hire' under any Indian/U.S. or any other applicable copyright laws.

## **16. LIQUIDATED DAMAGES:**

If the Vendor fails to deliver and perform any or all the products/ Services within the stipulated time, schedule as specified in this tender/ agreement, the Bank may, without prejudice to its other remedies under the tender/Agreement, and unless otherwise extension of time is agreed upon without the application of liquidated damages, deduct from the Project Cost, as liquidated damages a sum equivalent to **\_\_ penalty of 1% of the cost of the work shall be imposed for every additional week beyond the 15 days period mentioned above if the delay is caused by any acts of omission / commission by you. Such penalty shall be limited to 5% of the amount of the concerned work order.** \_\_\_\_\_ for delay of each week or part thereof maximum up to \_\_\_\_\_ of total Project Cost. Once the maximum deduction is reached, the Bank may consider termination of the Agreement.

## **17. CONFLICT OF INTEREST 😞**

- i. Bidder shall not have a conflict of interest (the “Conflict of Interest”) that affects the bidding Process. Any Bidder found to have a Conflict of Interest shall be disqualified. In the event of disqualification, the Bank shall be entitled to forfeit and appropriate the Security deposit, as the case may be, as mutually agreed upon genuine estimated loss and damage likely to be suffered and incurred by the Bank and not by way of penalty for, inter alia, the time, cost and effort of the Bank, including consideration of such Bidder’s proposal (the “Damages”), without prejudice to any other right or remedy that may be available to the Bank under the bidding Documents and/ or the Agreement or otherwise.
  
- ii. Without limiting the generality of the above, a Bidder shall be deemed to have a Conflict of Interest affecting the bidding Process, if:
  - (a) the Bidder, its Member or Associate (or any constituent thereof) and any other Bidder, its Member or any Associate thereof (or any constituent thereof) have common controlling shareholders or other ownership interest; provided that this disqualification shall not apply in cases where the direct or indirect shareholding of a Bidder, its Member or an Associate thereof (or any shareholder thereof having a shareholding of more than 5% (five per cent) of the paid up and subscribed share capital of such Bidder, Member or Associate, as the case may be) in the other Bidder, its Member or Associate, has less than 5% (five per cent) of the subscribed and paid up equity share capital thereof; provided further that this disqualification shall not apply to any ownership by a bank, insurance company, pension fund or a public financial institution referred to in section 2(72) of the Companies Act, 2013. For the purposes of this Clause, indirect shareholding held through one or more intermediate persons shall be computed as follows: (aa) where any intermediary is controlled by a person through management control or otherwise, the entire shareholding held by such controlled intermediary in any other person (the “Subject Person”) shall be taken into account for computing the shareholding of such controlling person in the

Subject Person; and (bb) subject always to sub-clause (aa) above, where a person does not exercise control over an intermediary, which has shareholding in the Subject Person, the computation of indirect shareholding of such person in the Subject Person shall be undertaken on a proportionate basis; provided, however, that no such shareholding shall be reckoned under this sub-clause (bb) if the shareholding of such person in the intermediary is less than 26% of the subscribed and paid up equity shareholding of such intermediary; or

- (b) a constituent of such Bidder is also a constituent of another Bidder; or
  - (c) such Bidder, its member or any Associate thereof receives or has received any direct or indirect subsidy, grant, concessional loan or subordinated debt from any other Bidder, its Member or Associate, or has provided any such subsidy, grant, concessional loan or subordinated debt to any other Bidder, its Member or any Associate thereof; or
  - (d) such Bidder has the same legal representative for purposes of this Bid as any other Bidder; or
  - (e) such Bidder, or any Associate thereof, has a relationship with another Bidder, or any Associate thereof, directly or through common third party/ parties, that puts either or both of them in a position to have access to each other's information about, or to influence the Bid of either or each other; or
  - (f) such Bidder or any of its affiliates thereof has participated as a consultant to the Bank in the preparation of any documents, design or technical specifications of the RFE.
- iii. For the purposes of this tender document, Associate means, in relation to the Bidder, a person who controls, is controlled by, or is under the common control with such Bidder (the "Associate"). As used in this definition, the expression "control" means, with respect to a person which is a company or corporation, the ownership, directly or indirectly, of more than 50% (fifty per cent) of the voting shares of such person, and with respect to a person which is not a company or corporation, the power to direct the management and policies of such person by operation of law or by contract.

## **18. CODE OF INTEGRITY AND DEBARMENT/BANNING:**

- i. The Bidder and their respective officers, employees, agents and advisers shall observe the highest standard of ethics during the bidding Process. Notwithstanding anything to the contrary contained herein, the Bank shall reject Bid without being liable in any manner whatsoever to the Bidder if it determines that the Bidder has, directly or indirectly or through an agent, engaged in corrupt/fraudulent/coercive/undesirable or restrictive practices in the bidding Process.
- ii. Bidders are obliged under code of integrity to Suo-moto proactively declare any conflicts of interest (pre-existing or as and as soon as these arise at any stage) in tender process or execution of contract. Failure to do so would amount to violation of this code of integrity.

iii. Any Bidder needs to declare any previous transgressions of such a code of integrity with any entity in any country during the last three years or of being debarred by any other procuring entity. Failure to do so would amount to violation of this code of integrity.

iv. For the purposes of this clause, the following terms shall have the meaning hereinafter, respectively assigned to them:

- (a) **“corrupt practice”** means making offers, solicitation or acceptance of bribe, rewards or gifts or any material benefit, in exchange for an unfair advantage in the procurement process or to otherwise influence the procurement process or contract execution;
- (b) **“Fraudulent practice”** means any omission or misrepresentation that may mislead or attempt to mislead so that financial or other benefits may be obtained or an obligation avoided. This includes making false declaration or providing false information for participation in a RFE process or to secure a contract or in execution of the contract;
- (c) **“Coercive practice”** means harming or threatening to harm, persons or their property to influence their participation in the procurement process or affect the execution of a contract;
- (d) **“Anti-competitive practice”** means any collusion, bid rigging or anti-competitive arrangement, or any other practice coming under the purview of the Competition Act, 2002, between two or more bidders, with or without the knowledge of the Bank, that may impair the transparency, fairness and the progress of the procurement process or to establish bid prices at artificial, non-competitive levels;
- (e) **“Obstructive practice”** means materially impede the Bank’s or Government agencies investigation into allegations of one or more of the above mentioned prohibited practices either by deliberately destroying, falsifying, altering; or by concealing of evidence material to the investigation; or by making false statements to investigators and/or by threatening, harassing or intimidating any party to prevent it from disclosing its knowledge of matters relevant to the investigation or from pursuing the investigation; or by impeding the Bank’s rights of audit or access to information;

**v. Debarment/Banning**

Empanelment/participation of Bidders and their eligibility to participate in the Bank’s procurements is subject to compliance with code of integrity and performance in contracts as per terms and conditions of contracts. Following grades of debarment

RFP Ref. No. MUM/EMP/FIRE/2025-26/01

**DATED: 15/04/2026**

from empanelment/participation in the Bank's procurement process shall be considered against delinquent Vendors/Bidders:

**(a) Holiday Listing (Temporary Debarment - suspension):**

Whenever a Vendor is found lacking in performance, in case of less frequent and less serious misdemeanors, the vendors may be put on a holiday listing (temporary debarment) for a period upto 12 (twelve) months. When a Vendor is on the holiday listing, he is neither invited to bid nor are his bids considered for evaluation during the period of the holiday. The Vendor is, however, not removed from the list of empaneled vendors, if any. Performance issues which may justify holiday listing of the Vendor are:

- Vendors who have not responded to requests for quotation/tenders consecutively three times without furnishing valid reasons, if mandated in the empanelment contract (if applicable);
- Repeated non-performance or performance below specified standards (including after sales services and maintenance services etc.);
- Vendors undergoing process for removal from empanelment/participation in procurement process or banning/debarment may also be put on a holiday listing during such proceedings.

**(b) Debarment from participation including removal from empanelled list**

Debarment of a delinquent Vendor (including their related entities) for a period (one to two years) from the Bank's procurements including removal from empanelment, wherever such Vendor is empaneled, due to severe deficiencies in performance or other serious transgressions. Reasons which may justify debarment and/or removal of the Vendor from the list of empaneled vendors are:

- Without prejudice to the rights of the Bank under " *CODE OF INTEGRITY AND DEBARMENT/BANNING* " sub-clause (i) hereinabove, if a Bidder is found by the Bank to have directly or indirectly or through an agent, engaged or indulged in any corrupt/fraudulent/coercive/undesirable or restrictive practices during the bidding Process, such Bidder shall not be eligible to participate in any tender or any other procurement initiated by the Bank during a period of 2 (two) years from the date of debarment.
- Vendor fails to abide by the terms and conditions or to maintain the required technical/operational staff/equipment or there is change in its production/service line affecting its performance adversely, or fails to cooperate or qualify in the review for empanelment;
- If Vendor ceases to exist or ceases to operate in the category of requirements for which it is empaneled;

RFP Ref. No. MUM/EMP/FIRE/2025-26/01

**DATED: 15/04/2026**

- Bankruptcy or insolvency on the part of the vendor as declared by a court of law; or
- Banning by Ministry/Department or any other Government agency;
- Other than in situations of force majeure, technically qualified Bidder withdraws from the procurement process or after being declared as successful bidder: (i) withdraws from the process; (ii) fails to enter into a Contract; or (iii) fails to provide security deposit or any other document or security required in terms of the RFE documents;
- If the Central Bureau of Investigation/CVC/C&AG or Vigilance Department of the Bank or any other investigating agency recommends such a course in respect of a case under investigation;
- Employs a Government servant or the Bank's Officer within two years of his retirement, who has had business dealings with him in an official capacity before retirement; or
- Any other ground, based on which the Bank considers, that continuation of Contract is not in public interest.
- If there is strong justification for believing that the partners/directors/proprietor/agents of the firm/company have been guilty of violation of the code of integrity or Integrity Pact (wherever applicable), evasion or habitual default in payment of any tax levied by law; etc.

**(c) Banning from Country-wide procurements**

For serious transgression of code of integrity, a delinquent Vendor (including their related entities) may be banned/debarred from participation in a procurement process of the Bank

**1. 19. TERMINATION FOR DEFAULT:**

i. The Bank may, without prejudice to any other remedy for breach of Agreement, written notice of not less than 30 (thirty) days, terminate the Agreement or Purchase Order issued under respective tender in whole or in part:

- (a) If Vendor fails to deliver any or all the obligations within the time period specified in the EOI/Agreement, or any extension thereof granted by the Bank;
- (b) If Vendor fails to perform any other obligation(s) under the EOI/Agreement/;
- (c) Violations of any terms and conditions stipulated in the EOI/ Agreement;
- (d) On happening of any termination event mentioned in the EOI/Agreement.

Prior to providing a written notice of termination to Vendor under abovementioned sub-clause (i) (a) to (c), the Bank shall provide Vendor with a written notice of 30 (thirty) days to cure such breach of the Agreement. If the breach continues or remains unrectified after expiry of cure period, the Bank shall have right to initiate action in accordance with above clause.

ii. In the event the Bank terminates the Contract in whole or in part for the breaches attributable to Vendor, the Bank may procure, upon such terms and in such manner as it deems appropriate, services similar to those undelivered, Vendor shall be liable to the Bank for any increase in cost for such similar Services. However, Vendor shall continue performance of the Contract to the extent not terminated.

- iii. If the Contract is terminated under any termination clause, Vendor shall handover all documents/ executable/ Bank's data or any other relevant information to the Bank in timely manner and in proper format as per scope of this EOI and shall also support the orderly transition to another vendor or to the Bank.
- iv. During the transition, Vendor shall also support the Bank on technical queries/support on process implementation.
- v. The Bank's right to terminate the Contract will be in addition to the penalties / liquidated damages and other actions as specified in this EOI.
- vi. In the event of failure of Service Vendor to render the Services or in the event of termination of Agreement or expiry of term or otherwise, without prejudice to any other right, the Bank at its sole discretion may make alternate arrangement for getting the Services contracted with another vendor. In such case, the Bank shall give prior notice to the existing Vendor. The existing vendor shall continue to provide services as per the terms of the Agreement until a 'New Vendor' completely takes over the work. During the transition phase, the existing Vendor shall render all reasonable assistance to the new Service Provider within such period prescribed by the Bank, at no extra cost to the Bank, for ensuring smooth switch over and continuity of services, provided where transition services are required by the Bank or Vendor beyond the term of this Agreement, reasons for which are not attributable to Vendor, payment shall be made to Vendor for such additional period on the same rates and payment terms as specified in this Agreement. If existing Vendor is in breach of this obligation, they shall be liable for paying a penalty of 10% of the total Purchase Order value issued under respective EOI on demand to the Bank, which may be settled from the payment of invoices or Security deposit for the contracted period.

## **20. FORCE MAJEURE:**

- i. Notwithstanding the provisions of terms and conditions contained in this EOI, neither party shall be liable for any delay in performing its obligations herein if and to the extent that such delay is the result of an event of Force Majeure.
- ii. For the purposes of this clause, 'Force Majeure' means and includes wars, insurrections, revolution, civil disturbance, riots, terrorist acts, public strikes, hartal, bundh, fires, floods, epidemic, quarantine restrictions, freight embargoes, declared

general strikes in relevant industries, Vis Major, acts of Government in their sovereign capacity, impeding reasonable performance of Service Provider and / or Sub-Contractor but does not include any foreseeable events, commercial considerations or those involving fault or negligence on the part of the party claiming Force Majeure.

- iii. If a Force Majeure situation arises, Vendor shall promptly notify the Bank in writing of such condition and the cause thereof. Unless otherwise directed by the Bank in writing, Vendor shall continue to perform its obligations under the Contract as far as is reasonably practical and shall seek all reasonable alternative means for performance not prevented by the Force Majeure event.
- iv. If the Force Majeure situation continues beyond 30 (thirty) days, either party shall have the right to terminate the Agreement by giving a notice to the other party. Neither party shall have any penal liability to the other in respect of the termination of the Agreement as a result of an event of Force Majeure. However, Service Provider shall be entitled to receive payments for all services actually rendered up to the date of the termination of the Agreement.

## **21. TERMINATION FOR INSOLVENCY:**

The Bank may, at any time, terminate the Contract or respective Purchase Orders by giving written notice to the vendor, if vendor becomes Bankrupt or insolvent or any application for bankruptcy, insolvency or winding up has been filed against it by any person. In this event, termination will be without compensation to Vendor, provided that such termination will not prejudice or affect any right of action or remedy, which has accrued or will accrue thereafter to the Bank.

## **22. TERMINATION FOR CONVENIENCE:**

- i. The Bank, by written notice of not less than 90 (ninety) days, may terminate the Contract or respective Purchase Orders, in whole or in part, for its convenience, provided same shall not be invoked by the Bank before completion of half of the total Contract period (including the notice period).
- ii. In the event of termination of the Agreement or respective Purchase Orders for the Bank's convenience, Vendor shall be entitled to receive payment for the Services rendered (delivered) up to the effective date of termination.

### **23. DISPUTES RESOLUTION:**

- i. All disputes or differences whatsoever arising between the parties out of or in connection with the Contract (including dispute concerning interpretation) or in discharge of any obligation arising out of the Contract (whether during the progress of work or after completion of such work and whether before or after the termination of the Contract, abandonment or breach of the Contract), shall be settled amicably. If, however, the parties are not able to solve them amicably within 30 (Thirty) days after the dispute occurs, as evidenced through the first written communication from any Party notifying the other regarding the disputes, the same shall be referred to and be subject to the jurisdiction of competent Civil Courts of Mumbai only. The Civil Courts in Mumbai, Maharashtra shall have exclusive jurisdiction in this regard.
- ii. Vendor shall continue work under the Contract during the dispute resolution proceedings unless otherwise directed by the Bank or unless the matter is such that the work cannot possibly be continued until the decision of the competent court is obtained.

#### **14.0 Indemnity:**

The successful bidder shall at its own expenses, indemnify, defend and hold harmless the Bank and its officers, directors, employees, representatives, agents respective directors, and assigns from and against any losses and liability (including but not limited to liabilities, judgments, damages, losses, claims, costs and expenses, including attorney's fees and expenses that may be occurring due to, arising from or relating to:

- a. A breach, non-performance or inadequate performance by the successful bidder of any of the terms, conditions, covenants, representations, undertakings, obligations or warranties under this Agreement; or
- b. The acts, errors, representations, misrepresentations, willful misconduct or negligence of the successful bidder, its employees in performance of its obligations under this Agreement; or
- c. Any deficiency in the services of the successful bidder or
- d. Violation of any applicable laws by the successful bidder, its agents, employees, representatives etc. Damage caused to bank's property/premises during transportation and installation which is also liable to be recovered from payment of bills.
- e. In the event of the successful bidder not fulfilling its obligations under this clause , Bank has the right to recover the amounts due to it under this provision from any amount payable to the vendor under this project.
- f. The indemnities under this clause are in addition to and without prejudice to the indemnities given elsewhere in this agreement.



**RFP Ref. No. MUM/EMP/FIRE/2025-26/01**

**DATED: 15/04/2026**

g. The bidder shall indemnify and hold harmless the Bank, its officials, and employees against all losses, damages, claims, liabilities, and expenses arising out of breach of contract, negligence, or violation of statutory provisions. This clause shall survive the termination of the contract.

**15.0 Tax Deduction:**

All applicable taxes including GST, TDS, and other statutory deductions shall be applicable as per prevailing laws of Government of India and respective State Governments of Maharashtra and Goa.

**16.0 Insurance:**

The bidder shall obtain and maintain valid insurance policies including Workmen Compensation Insurance and Third Party Liability Insurance covering all risks during execution of the project at SBI premises in Maharashtra and Goa. The policies shall remain valid throughout the contract period.

**17.0 Restrictions on Bidders:**

The bidder shall comply with Government of India guidelines regarding restrictions on procurement from bidders from certain countries and submit necessary declarations as applicable.

**18.0 Agreement:**

The successful bidder shall enter into a formal agreement with the Bank on stamp paper as per applicable laws of Maharashtra/Goa, incorporating all terms and conditions of the tender.

**19.0 Two-Bid System:**

The tender shall be processed under a two-bid system comprising Technical Bid and Price Bid. Only those bidders who qualify in the technical evaluation shall be eligible for opening of the price bid.

.....



RFP Ref. No. MUM/EMP/FIRE/2025-26/01

**DATED: 15/04/2026**

**ANNEXURE A**

(On Bidder's Company letter head)

**Letter No.**

**Date:**

To,  
The Assistant General Manager (Premises & Estate)  
Premises & Estate Department  
5th Floor, SBI LHO BUILDING,  
BKC, Bandra East  
Mumbai-400051

Dear Sir,

**APPLICATION FOR EXPRESSION OF INTEREST (EOI) FOR EMPANELMENT OF AGENCIES / FIRMS / COMPANIES/ SOLE PROPRIETORSHIP SITC OF AUTOMATIC FIRE ALARM & DETECTION SYSTEM (AFD & AS) AT SBI, MUMBAI CIRCLE**

With reference to advertisement notification **No.MUM/EMP/FIRE/2025-26/.....**dated....., for the captioned work, we enclose herewith scan copy of our profile in the format along with necessary supporting documents as per **Annexure (A to I)**, duly signed and sealed by the authorized signatory of the company/agency/firm for kind consideration. We confirm that the details furnished by us are true and correct and no material information has been withheld.

2. We undertake to produce the original of all documents attached herewith as and when asked for by the Bank and shall extend all assistance to the Bank Authorities for the purpose of empanelment.

3. We clearly understand & undertake that mere submission of application does not guarantee for our empanelment and Bank's decision in this regard shall be final and binding on us. We submit this application in token of our acceptance of the terms and conditions laid down in this advertisement (EOI).

Thanking You,

Yours faithfully,

(Name of Authorized Signatory)  
(Seal of the firm)



**ANNEXURE-‘B’**

**APPLICATION FOR EXPRESSION OF INTEREST (EOI) FOR THE EMPANELMENT OF AGENCIES / FIRMS / COMPANIES FOR SITC OF AUTOMATIC FIRE ALARM & DETECTION SYSTEM (AFD & AS) AUTO GLOW FIRE SAFETY SIGNAGES AT SBI, MUMBAI CIRCLE**

|    |                                                                                                                                                                                                           |                                                           |             |               |            |
|----|-----------------------------------------------------------------------------------------------------------------------------------------------------------------------------------------------------------|-----------------------------------------------------------|-------------|---------------|------------|
| 1  | <b>NAME OF ORGANISATION</b>                                                                                                                                                                               |                                                           |             |               |            |
| 2  | <b>CONSTITUTION</b><br>(PROPRIETARY/ PARTNERSHIP/ HUF/ PRIVATE LIMITED/ PUBLIC LIMITED/ CO-OPERATIVE SOCIETY (PLEASE ENCLOSE A COPY CERTIFICATE OF REGISTRATION/PARTNERSHIP DEED))                        |                                                           |             |               |            |
| 3  | <b>YEAR OF ESTABLISHMENT</b>                                                                                                                                                                              | (NB: DATE OF COMMENCEMENT OF BUSINESS IN CASE OF COMPANY) |             |               |            |
| 4  | DETAILS OF PARTNERS/ KEY/ SENIOR OFFICIALS / DIRECTORS / TECHNICAL OFFICER                                                                                                                                | NAME                                                      | DESIGNATION | QUALIFICATION | EXPERIENCE |
|    |                                                                                                                                                                                                           |                                                           |             |               |            |
|    |                                                                                                                                                                                                           |                                                           |             |               |            |
|    |                                                                                                                                                                                                           |                                                           |             |               |            |
| 5  | NO. OF OFFICES IN INDIA AND MUMBAI CIRCLE                                                                                                                                                                 |                                                           |             |               |            |
| 6  | REGISTERED/HEAD OFFICE ADDRESS WITH DETAILS                                                                                                                                                               | ADDRESS                                                   |             |               |            |
|    |                                                                                                                                                                                                           | MOBILE NO                                                 |             |               |            |
|    |                                                                                                                                                                                                           | PHONE NO                                                  |             |               |            |
|    |                                                                                                                                                                                                           | FAX NO                                                    |             |               |            |
|    |                                                                                                                                                                                                           | E MAIL ADDRESS                                            |             |               |            |
| 7  | LOCAL OFFICE ADDRESS WITH DETAILS                                                                                                                                                                         | ADDRESS                                                   |             |               |            |
|    |                                                                                                                                                                                                           | MOBILE NO                                                 |             |               |            |
|    |                                                                                                                                                                                                           | PHONE NO                                                  |             |               |            |
|    |                                                                                                                                                                                                           | FAX NO                                                    |             |               |            |
|    |                                                                                                                                                                                                           | E MAIL ADDRESS                                            |             |               |            |
| 8  | CONTACT DETAILS FOR CORRESPONDENCES IN CONNECTION WITH EMPANELMENT                                                                                                                                        | ADDRESS                                                   |             |               |            |
|    |                                                                                                                                                                                                           | MOBILE NO                                                 |             |               |            |
|    |                                                                                                                                                                                                           | PHONE NO                                                  |             |               |            |
|    |                                                                                                                                                                                                           | FAX NO                                                    |             |               |            |
|    |                                                                                                                                                                                                           | E MAIL ADDRESS                                            |             |               |            |
| 9  | WHETHER REGISTERED / EMPANELLED WITH ANY ORGANISATION / PUBLIC BODY                                                                                                                                       | NAME OF ORGANISATION                                      | SINCE WHEN  |               |            |
|    |                                                                                                                                                                                                           |                                                           |             |               |            |
|    |                                                                                                                                                                                                           |                                                           |             |               |            |
|    |                                                                                                                                                                                                           |                                                           |             |               |            |
|    | ENCLOSE DOCUMENTARY PROOF                                                                                                                                                                                 |                                                           |             |               |            |
| 10 | PLEASE FURNISH COMPLETE DETAILS OF OFFICES (ADDRESS AND CONTACT DETAILS LIKE MOBILE NO., PHONE NO, FAX, EMAIL ADDRESS) WITH NUMBER OF SUPPORT ENGINEERS. WHETHER HAVING OFFICES AT UNDER NOTED LOCATIONS? |                                                           |             |               |            |



**STATE BANK OF INDIA, PREMISES & ESTATE DEPARTMENT, LOCAL HEAD OFFICE, MUMBAI CIRCLE**

RFP Ref. No. MUM/EMP/FIRE/2025-26/01

**DATED: 15/04/2026**

|    |                                                                                                                        |                                                                                                            |                           |                                                                                                                              |                                |
|----|------------------------------------------------------------------------------------------------------------------------|------------------------------------------------------------------------------------------------------------|---------------------------|------------------------------------------------------------------------------------------------------------------------------|--------------------------------|
|    | SERVICE SUPPORT IN MUMBAI CIRCLE (PROVIDE DETAILS AS PER FORMAT)                                                       | LOCATION                                                                                                   | OFFICE AVAILABLE (YES/NO) | ADDRESS AND CONTACT DETAILS LIKE MOBILE NO , PHONE NO, FAX, EMAIL ADDRESS) WITH NUMBERS OF SUPPORT ENGINEERS AND THEIR NAMES |                                |
|    |                                                                                                                        | MUMBAI                                                                                                     |                           |                                                                                                                              |                                |
|    |                                                                                                                        | Navi MUMBAI                                                                                                |                           |                                                                                                                              |                                |
|    |                                                                                                                        | Panaji                                                                                                     |                           |                                                                                                                              |                                |
|    |                                                                                                                        | THANE                                                                                                      |                           |                                                                                                                              |                                |
|    |                                                                                                                        | PEN                                                                                                        |                           |                                                                                                                              |                                |
|    |                                                                                                                        |                                                                                                            |                           |                                                                                                                              |                                |
|    |                                                                                                                        |                                                                                                            |                           |                                                                                                                              |                                |
|    |                                                                                                                        |                                                                                                            |                           |                                                                                                                              |                                |
| 11 | GST NUMBER                                                                                                             | (PLEASE ENCLOSE A CERTIFIED COPY)                                                                          |                           |                                                                                                                              |                                |
| 12 | PAN (PERMANENT ACCOUNT NUMBER) OF FIRM/ENTITY AND TIN                                                                  | (PLEASE ENCLOSE A CERTIFIED COPY OF LATEST INCOME TAX CLEARANCE CERTIFICATE/RETURN FILED/ASSESSMENT ORDER) |                           |                                                                                                                              |                                |
| 13 | REGISTRATION NUMBER AS PER SHOPS AND ESTABLISHMENT ACT                                                                 | (PLEASE ENCLOSE COPY OF REGISTRATION CERTIFICATE)                                                          |                           |                                                                                                                              |                                |
| 14 | KEY FINANCIALS                                                                                                         | AS AT CLOSE OF BUSINESS AS ON                                                                              |                           |                                                                                                                              |                                |
|    | (RS IN LACS)                                                                                                           | 31.03.2023                                                                                                 | 31.03.2024                | 31.03.2025                                                                                                                   |                                |
|    | TURNOVER/SALES                                                                                                         |                                                                                                            |                           |                                                                                                                              |                                |
|    | OTHER INCOME                                                                                                           |                                                                                                            |                           |                                                                                                                              |                                |
|    | PROFIT BEFORE TAX                                                                                                      |                                                                                                            |                           |                                                                                                                              |                                |
|    | PROFIT AFTER TAX                                                                                                       |                                                                                                            |                           |                                                                                                                              |                                |
|    | CAPITAL & RESERVES                                                                                                     |                                                                                                            |                           |                                                                                                                              |                                |
|    | (PLEASE ENCLOSE COPIES OF AUDITED PROFIT AND LOSS AND BALANCE SHEET ALONG WITH AUDITOR'S NOTE)                         |                                                                                                            |                           |                                                                                                                              |                                |
| 15 | LIST OF CLIENTS WHOSE WORK HAS BEEN UNDERTAKEN DURING LAST FIVE YEARS                                                  |                                                                                                            |                           |                                                                                                                              |                                |
|    | CLIENT NAME AND WORK LOCATION ADDRESS                                                                                  | CONTACT PERSON WITH TELE NO                                                                                | NAME OF WORK              | AMOUNT OF WORK UNDERTAKEN                                                                                                    | START DATE AND COMPLETION DATE |
|    |                                                                                                                        |                                                                                                            |                           |                                                                                                                              |                                |
|    |                                                                                                                        |                                                                                                            |                           |                                                                                                                              |                                |
|    |                                                                                                                        |                                                                                                            |                           |                                                                                                                              |                                |
|    |                                                                                                                        |                                                                                                            |                           |                                                                                                                              |                                |
|    | (PLEASE ENCLOSE ORDER COPY/CONTRACT COPY/ AND INSTALLATION CERTIFICATE/ CERTIFICATE OF SUCCESSFUL WORK FROM CUSTOMERS) |                                                                                                            |                           |                                                                                                                              |                                |
| 16 | ASSOCIATE FIRMS/COMPANIES WITH                                                                                         | NAME OF FIRM                                                                                               | ACTIVITY                  | ANNUAL TURNOVER                                                                                                              |                                |



**STATE BANK OF INDIA, PREMISES & ESTATE DEPARTMENT, LOCAL HEAD OFFICE, MUMBAI CIRCLE**

**RFP Ref. No. MUM/EMP/FIRE/2025-26/01**

**DATED: 15/04/2026**

|    |                                                                                                                                             |                                                                                                                                                           |  |  |
|----|---------------------------------------------------------------------------------------------------------------------------------------------|-----------------------------------------------------------------------------------------------------------------------------------------------------------|--|--|
|    | DETAILS OF ACTIVITY AND TURNOVER                                                                                                            |                                                                                                                                                           |  |  |
|    |                                                                                                                                             |                                                                                                                                                           |  |  |
|    |                                                                                                                                             |                                                                                                                                                           |  |  |
|    |                                                                                                                                             |                                                                                                                                                           |  |  |
| 17 | DEALING WITH STATE BANK OF INDIA                                                                                                            | SINCE:<br><br>(PLEASE ENCLOSE ORDER COPY/CONTRACT COPY AND INSTALLATION CERTIFICATE(S)/SATISFACTORY PERFORMANCE CERTIFICATES FROM THE CONTROLLING OFFICE) |  |  |
| 18 | DEALING WITH PUBLIC SECTOR BANKS (OTHER THAN SBI)                                                                                           | (PLEASE ENCLOSE ORDER COPY/CONTRACT COPY AND INSTALLATION CERTIFICATE/ SATISFACTORY PERFORMANCE CERTIFICATE FROM CONTROLLING OFFICES OF BANKS CONCERNED   |  |  |
| 19 | DECLARATION REGARDING NEAR RELATIVE WORKING IN SBI AS PER ANNEXURE-F. PLEASE READ THE CLAUSE 2.4 OF THIS EOI.                               | (MENTION IN YES OR NO)                                                                                                                                    |  |  |
| 20 | MENTION ANY LITIGATION/ARBITRATION CASE PENDING AGAINST THE FIRM, IF YES, FURNISH DETAILS AND REASONS.                                      | (MENTION IN YES OR NO)                                                                                                                                    |  |  |
| 21 | HAVE YOU BEEN BLACKLISTED /DELISTED/DEBARED BY ANY ORGANISATION IN THE PAST, IF YES, FURNISH DETAILS AND REASONS FOR BLACKLISTED / DELISTED | (MENTION IN YES OR NO)                                                                                                                                    |  |  |
| 22 | WHETHER THE APPLICANT IS WILLING TO MAINTAIN / REPAIR THE EXISTING FIRE ALARM SYSTEM AND ITS ACCESORIES                                     | (MENTION IN YES OR NO)                                                                                                                                    |  |  |



**Annexure-‘C’**

**PRE-QUALIFICATION OF MANDATORY REQUIREMENTS  
EVALUATION CUM SCORING SHEET FOR SITC & MAINTENANCE OF  
AUTOMATIC FIRE DETECTION & ALARM SYSTEM (AFD&AS) AND AUTO GLOW/LED SIGNAGES  
[BASED ON THE ELIGIBILITY CRITERION]**

M/s.....

E-MAIL:.....Mob/Ph.No.....

| PARTICULARS |                                                                                                                                                                                             | MAX MARKS | SELF MARKING BY APPLICANT | EVALUATION BY THE COMMITTEE |
|-------------|---------------------------------------------------------------------------------------------------------------------------------------------------------------------------------------------|-----------|---------------------------|-----------------------------|
| 1           | <b>SERVICE SUPPORT CENTERS AT 8 LOCATION WITHIN THE AREA OF JURISDICTION OF AO MUMBAI (E) /MUMBAI(W)/Thane/ PANAJI/ MUMBAI (S) [SUPPORTED BY DOCUMENTS WHICH IS ACCEPTABLE TO THE BANK]</b> |           |                           |                             |
|             | MORE THAN 5 SERVICE SUPPORT OFFICE                                                                                                                                                          | <b>15</b> |                           |                             |
|             | 2 TO 5 SERVICE SUPPORT OFFICE                                                                                                                                                               | 10        |                           |                             |
|             | 0-1 (PRESENTLY NO / NIL - REFER, PARA 2.9 OF EOI)                                                                                                                                           | 05        |                           |                             |
| 2           | <b>RELEVANT EXPERIENCE IN SITC OF FIRE ALARM SYSTEM (AS ON 31/12/2025)</b>                                                                                                                  |           |                           |                             |
|             | ABOVE 7 YEARS                                                                                                                                                                               | <b>15</b> |                           |                             |
|             | MORE THAN 3 - 7 YEARS                                                                                                                                                                       | 10        |                           |                             |
|             | MINIMUM 3 YEARS                                                                                                                                                                             | 05        |                           |                             |
| 3           | <b>NO. OF INSTALLATIONS (NEW INSTALLATION/SITC) OF FIRE ALARM SYSTEM IN LAST THREE YEARS</b>                                                                                                |           |                           |                             |
|             | MORE THAN 150 NEW INSTALLATIONS                                                                                                                                                             | <b>15</b> |                           |                             |
|             | MORE THAN 100 TO 150 NEW INSTALLATIONS                                                                                                                                                      | 10        |                           |                             |
|             | MINIMUM 50 NEW INSTALLATION UP TO 100                                                                                                                                                       | 05        |                           |                             |
| 4           | <b>AVERAGE ANNUAL TURN OVER LAST 3 YEARS (2022-23,2023-24 &amp; 2024-25)</b>                                                                                                                |           |                           |                             |
|             | ABOVE 45 LACS                                                                                                                                                                               | <b>15</b> |                           |                             |
|             | MORE THAN 40 LACS - UPTO 45 LAKHS                                                                                                                                                           | 10        |                           |                             |
|             | MINIMUM 40 LAKHS                                                                                                                                                                            | 05        |                           |                             |
| 5           | <b>WORKING EXPERIENCE IN PSU/ NATIONALIZED BANK / STATE GOVT./CENTRAL GOVT. /LISTED COMPNAY ETC. OUT OF WHICH, NOS. OF PUBLIC SECTOR BANK DURING LAST FIVE YEARS AS ON 31/12/2025.</b>      |           |                           |                             |
|             | 4 OR MORE THAN 4 ORGANIZATIONS OF WHICH 3 OR MORE PUBLIC SECTOR BANKS.                                                                                                                      | <b>15</b> |                           |                             |
|             | MINIMUM 3 ORGANIZATIONS OF WHICH 2 PUBLIC SECTOR BANKS.                                                                                                                                     | 10        |                           |                             |
|             | MINIMUM 2 ORGANIZATIONS OF WHICH 1 PUBLIC SECTOR BANKS                                                                                                                                      | 05        |                           |                             |
| 6           | SUBMISSION OF UNDERTAKING FROM THE OEM FOR BACK-TO-BACK SUPPORT FOR SUPPLYING SPARE PARTS FOR THE NEXT MINIMUM FIVE YEARS.                                                                  | 05        |                           |                             |
|             | <b>TOTAL MARKS [ Max Marks: 80 and Min: 30 Marks to be scored]</b>                                                                                                                          | <b>80</b> |                           |                             |

**Note:**

- Minimum score (5 mark) in each category is mandatorily requirement.
- Minimum qualifying mark in total is 30.
- Committee Marking will be Final, based on the document submitted by the applicant

Seal & Signature of Authorized Officials

Committee Member Signature

**ANNEXURE- D**

**(NOT TO BE FILLED BY THE APPLICANTS)**

**PRE-QUALIFICATION OF MANDATORY REQUIREMENTS  
EVALUATION CUM SCORING SHEET FOR SITC & MAINTENANCE OF  
AUTOMATIC FIRE DETECTION & ALARM SYSTEM (AFD&AS)**

**[BASED ON PRESENTATION CUM DEMONSTRATION OF THE EQUIPMENTS]**

| > <b>MINIMUM QUALIFYING MARKS IS 40</b><br>> <b>SHOULD SCORE MINIMUM MARKS IN EACH SECTION [Section-1 &amp; 2]</b><br>> <b>SECTION - 1.0 [ a, b, c ,d &amp; e] &amp; SECTION - 2.0 [ b, c &amp; d] PARAMETERS ARE MANDATORILY TO QUALIFY</b> |                                                                                                                                                                                                                                                                                                                                                                                                                                                                                                                                                                                                                                                                                                                              |           |                       |
|----------------------------------------------------------------------------------------------------------------------------------------------------------------------------------------------------------------------------------------------|------------------------------------------------------------------------------------------------------------------------------------------------------------------------------------------------------------------------------------------------------------------------------------------------------------------------------------------------------------------------------------------------------------------------------------------------------------------------------------------------------------------------------------------------------------------------------------------------------------------------------------------------------------------------------------------------------------------------------|-----------|-----------------------|
| PARTICULARS                                                                                                                                                                                                                                  |                                                                                                                                                                                                                                                                                                                                                                                                                                                                                                                                                                                                                                                                                                                              | MAX MARKS | MARKS CORED [0 /5/10] |
| <b>Sec 1.0</b>                                                                                                                                                                                                                               | a. SUCCESSFUL ACTIVATION OF FIRE ALARM & AUTO DIALER, CMS (TCP/IP), ON THE PRODUCTION OF SMOKE & HEAT (MUST BROUGHT THE EQUIPMENT TO TEST SMOKE & HEAT DETECTOR) AND ACTIVATION OF MCP <b>AND OTHERS TEST AS PER BANK SPECIFICATION</b> . PROVIDED AMC STICKERS/CARD AS PER THE FORMAT (5.4 <b>AMC/SERVICING SLIP</b> .) HEALTH STATUS THROUGH SMS, THIERD PARTY ELECTRICAL DEVICE OPERATION (ON/OFF) THROUGH ON-BOARD RELAY. MUST HAVE OPTION TO RAISE THE ALARM E-MCP AND ALSO RESET OPTION.                                                                                                                                                                                                                               | 5         |                       |
|                                                                                                                                                                                                                                              | b. INBUILT PROVISION IN THE CONTROL PANEL TO CONNECT THROUGH CMS-TCP/IP (BRANCH-RBO-AO-LHO) AND QR CODE FOR DOUNLOADING USER MANUAL. TECHNICAL/PROFESSIONAL KNOWLEDGE ABOUT THE SYSTEM.WALK TEST MODE TESTING FACILITY, TAG/STICKERS (METALLIC/EMBOSSSED) INBUILT AUTO DIALER. RESETTABLE INBUILT AUTO FUSE FACILITY. INBUILT SMPS BASED POWER SUPPLY. STAND ALONE AUTO DIALER TESTING (AS PER SPECIFICATION), DEEP DISCHARGE/OVER CHARGING PROTECTION, LOG EVENTS STORAGE FACILITY (NON-VOLATILE MEMORY), PUSH TO OPEN PANEL FRONT DOOR FACILITY, MINIMUM TWO OUTPUT FACILITY FOR HOOTER CONNECTION(OPTION-1/OPTION-2), HEAT DETECTOR TESTING FACILITY. OPTION TO GENERATE/DOUNLOAD MIS REPORT THROUGH PENDRIVE/DATA CABLE. | 5         |                       |
|                                                                                                                                                                                                                                              | c. QUALITY / WORKMAN SHIP [PAINTING / FINISHING OF THE BODY /GAUGE OF THE BODY ETC.] OF THE OFFERED BRAND / MAKE FIRE ALARM AS PER BANK'S SPECIFICATION (PARA 4.0)                                                                                                                                                                                                                                                                                                                                                                                                                                                                                                                                                           | 5         |                       |
|                                                                                                                                                                                                                                              | d. HAVING THIRD PARTY CERTIFICATION AUTHORIZED BY GOVERNMENT OR UNDERTKING (ERTL/UL/CE ETC) FOR THE OFFERED BRAND AND BACK-TO-BACK SUPPORT FOR SPARE PARTS FOR AT LEAST FIVE YEARS FROM THE OEM (DIRECT DEALERSHIP FROM THE OEM/PRINCIPAL WILL ONLY BE ACCEPTED, AND MUST BE IN ORIGINAL)                                                                                                                                                                                                                                                                                                                                                                                                                                    | 5         |                       |
|                                                                                                                                                                                                                                              | e. SUCCESSFUL DEMONSTRATION OF LED BASED EMERGENCY LIGHTS & AUTOGLOW FIRE SAFETY SIGNAGES,                                                                                                                                                                                                                                                                                                                                                                                                                                                                                                                                                                                                                                   | 5         |                       |
|                                                                                                                                                                                                                                              | <b>SECTION-1.0 [ QUALIFYING MARKS: 25]</b>                                                                                                                                                                                                                                                                                                                                                                                                                                                                                                                                                                                                                                                                                   | <b>25</b> |                       |
| <b>Sec 2.0</b>                                                                                                                                                                                                                               | <b>COMMITTEE EVALUATION</b>                                                                                                                                                                                                                                                                                                                                                                                                                                                                                                                                                                                                                                                                                                  |           |                       |
|                                                                                                                                                                                                                                              | a. MARKS SCORED MORE THAN 50 MARKS IN PRE-QUALIFICATION EVALUATION OF CUM SCORING SHEET ( <b>ANNEXURE-C</b> ) ASSESSED BY THE COMMITTEE.                                                                                                                                                                                                                                                                                                                                                                                                                                                                                                                                                                                     | 10        |                       |
|                                                                                                                                                                                                                                              | b. IF SCORED BETWEEN 30-50 marks IN PRE-QUALIFICATION EVALUATION OF CUM SCORING SHEET ( <b>ANNEXURE-C</b> ) ASSESSED BY THE COMMITTEE.                                                                                                                                                                                                                                                                                                                                                                                                                                                                                                                                                                                       | 5         |                       |
|                                                                                                                                                                                                                                              | c. SATISFACTORY PERFORMANCE CERTIFICATE SUBMITTED BY THE FIRMS / VENDORS ISSUED NOT MORE THAN ONE MONTH OLD FROM THE DATE OF PUBLISHING OF THE EOI, AS MENTIONED IN PARA 2.2 OF THIS EOI [ PREFERENCE WILL BE GIVEN TO THE PERFORMANCE CERTIFICATES IF ISSUED BY STATE BANK OF INDIA MUMBAI CIRCLE].                                                                                                                                                                                                                                                                                                                                                                                                                         | 5         |                       |
|                                                                                                                                                                                                                                              | d. OVERALL ASSESSMENT BY THE COMMITTEE MEMBER (ASSESSMENT OF COMPANY WITH REGARD TO ITS REPUTATION, PERFORMANCE, FEEDBACK, EXPERIENCE, AND INFRASTRUCTURE ETC.).                                                                                                                                                                                                                                                                                                                                                                                                                                                                                                                                                             | 5         |                       |
| <b>SECTION-2.0 [ QUALIFYING MARKS :15]</b>                                                                                                                                                                                                   | <b>20</b>                                                                                                                                                                                                                                                                                                                                                                                                                                                                                                                                                                                                                                                                                                                    |           |                       |
| <b>TOTAL MAX MARKS: 45 [ SECTION :1 + SECTION: 2], QUALIFYING MARKS: 40</b>                                                                                                                                                                  |                                                                                                                                                                                                                                                                                                                                                                                                                                                                                                                                                                                                                                                                                                                              | <b>45</b> |                       |



RFP Ref. No. MUM/EMP/FIRE/2025-26/01

**DATED: 15/04/2026**

**FINAL SCORING SHEET**

M/s.....

E-MAIL:.....Mob/PH.No.....

| Marks Scored in Technical Bid<br>[Annexure-C] Max:80, Min:30 | Marks Scored in Demonstration<br>[Annexure-D] Max:45, Min:40 | Total Score<br>[ Max:125, Min:70] | Remarks<br>Qualified = > 70<br>Disqualify < 70 |
|--------------------------------------------------------------|--------------------------------------------------------------|-----------------------------------|------------------------------------------------|
|                                                              |                                                              |                                   |                                                |

**SIGNATURE COMMITTEE MEMBER:**



**ANNEXURE- E**

(On Bidder's Company letter head)

**AUTOMATIC FIRE ALARM & DETECTION SYSTEM (AFD & AS)  
SUPPLIED DURING THE LAST THREE YEARS [ AS ON 31/12/2025]**

| S.NO.        | BLOCK YEAR | Nos. of New completed Supply/ Installation [SITC] (More than 12 Detectors per system counted as a one system) | Work Value supported by Bill Invoice / Work Order | Name of organization with contact persons where work undertaken with contact details |
|--------------|------------|---------------------------------------------------------------------------------------------------------------|---------------------------------------------------|--------------------------------------------------------------------------------------|
| 1.           | 2024-25    |                                                                                                               |                                                   |                                                                                      |
| 2.           | 2023-24    |                                                                                                               |                                                   |                                                                                      |
| 3.           | 2022-23    |                                                                                                               |                                                   |                                                                                      |
| 4.           | 2021-22    |                                                                                                               |                                                   |                                                                                      |
| 5.           | 2020-21    |                                                                                                               |                                                   |                                                                                      |
| 6.           | 2019-20    |                                                                                                               |                                                   |                                                                                      |
| 7.           | 2018-19    |                                                                                                               |                                                   |                                                                                      |
| 8.           |            |                                                                                                               |                                                   |                                                                                      |
| <b>TOTAL</b> |            |                                                                                                               |                                                   |                                                                                      |

**Note: -**

1. The figures quoted above should be verifiable from the audited balance sheet as well as Work Order / Bills / Tax Invoice (self-attested copy must be enclosed), wherein quantities are mentioned clearly.
2. Completion Certificate in this regard must be enclosed as a supported document.
3. Also note that wrong information in this regard may disqualify the applicants.

(Authorized signatory)

Date:

Place:

Seal of the firm



**DECLARATION OF NEAR RELATIVES OF SBI EMPLOYEES**

**[Crossed with double line, which one is not applicable]**

**If having near relatives**

I,/We.....S/  
O,D/O,W/O.....res  
iding at.....hereby certify that one or more of our near  
relative(s) as defined in the pre-qualification notice is/are employed in the State Bank of India,  
whose details are as under:

| <u>S.No.</u> | <u>Employee PF No.</u> | <u>Name</u> | <u>Age</u> | <u>Male/Female</u> | <u>Branch/Office</u> |
|--------------|------------------------|-------------|------------|--------------------|----------------------|
| 1.           |                        |             |            |                    |                      |
| 2.           |                        |             |            |                    |                      |
| 3.           |                        |             |            |                    |                      |

In case at any stage, it is found that the information given by me/ us is false/incorrect, State Bank of India shall have the absolute right to take any action as deemed fit, without any prior intimation to me.

**If not having near relatives**

I,/We.....S/  
O,D/O,W/O.....res  
iding at.....hereby certify that none of our near  
relative(s) as defined in the pre-qualification notice is/are employed in the State Bank of India. In  
case at any stage, it is found that the information given by me/ us is false/incorrect, State Bank of  
India shall have the absolute right to take any action as deemed fit, without any prior intimation to  
me.

\*\*\*The near relatives are members of Hindu Undivided family/husband and wife/the one related to the other in the manner as father, mother, son(s) and son's wife (daughter in laws), daughter(s) and daughter's husband (son in law), brother(s) and brother's wife, sister(s) and sister's husband (brother-in-law).

Place:

Signature with Seal

Date:

Name in Block Letters:

Designation:

Address:



RFP Ref. No. MUM/EMP/FIRE/2025-26/01

**DATED: 15/04/2026**

**ANNEXURE-G**

(On Bidder's Company letter head)

**UNDERTAKING**  
**FOR ACCEPTANCE OF TECHNICAL SPECIFICATION**  
**AND AMC OF EXISTING FIRE ALARM SYSTEM / NEW SUPPLY**

I, undertake to provide the **EQUIPMENTS AND THEIR SPARE PARTS** as per the specifications and also maintain existing / newly installed system in good/functional condition during the AMC as per scheduled as given **in this** EOI or as advised by the bank from time to time.

2. And, I also agree to undertake that if any abnormalities are noticed by any inspecting Officials of the Bank in this regard, the Bank may impose suitable penalty and deduct the amount equivalent to loss to the Bank from my/our Bill/Bills or forfeit our Security Money deposited against non-adherence of Bank instructions as stipulated by the Bank.

Place:

Signature with Seal of the Company/Firm

Date:

Name in Block Letters:

Designation:

Address:



(On Bidder's Company letter head)

**UNDERTAKING FOR**

**OPENING OF SUPPORT OFFICE AND SUBMISSION OF SHOP AND ESTABLISHMENT  
REGISTRATION CERTIFICATE ISSUED BY THE RESPECTIVE STATE GOVT.**

I/We.....hereby undertake that I shall open support office / service center with technical personnel within a month from the date of **ALLOTMENT OF WORK** in the area where work is allotted to me under the SBI Mumbai Circle for providing 24X7 post implementation support and proof for the same along with details of Technical Staff will be submitted to the Bank.

2. I, also undertake to submit Shop & Establishment Certificate within the due date as mentioned in Clause 2.5 (v) of this EOI.
3. And I understand that physical verification of the support office / service center will be done by Bank Officials and if any deviation is found, the empanelment is liable to be canceled without any notice.
4. If I will not be able to open office within stipulated time given by the Bank, my work allotment should be cancelled, and my security money will be forfeited, and I will not claim for this and not challenges in any court of law.

Place:

Signature with Seal

Date:

Name in Block Letters:

Designation:

Address:



**ANNEXURE - I**

(On letter head of the issuing authority/department)

**PERFORMANCE CERTIFICATE**

This is to certify that **M/s**.....  
.....is being providing / have been provided the services of installation / maintenance work of the **Automatic Fire Detection & Alarm System (AFDAS)** to our Offices / Branches since.....to.....

2. I, rate the services of the firm as..... **(Satisfactory / Unsatisfactory)** in this field. The Certificate is issued is true to the best of my knowledge and belief.

[Note: Issued not more than **ONE MONTH OLDER** from the date of publishing of EOI & as per para 2.2]

**(Signature)**  
**Name of Organization:**  
**Designation:**  
**Contact No.**  
**Date:**  
**Place:**

**Office Seal/Stamp**



**CHECK LIST**

**(To be filled by applicants, on company letter head, and it must be first page of the documents)**

M/s.....

E-MAIL:.....Mob/PH.No.....

| Sl. No. | PRE-QUALIFICATION OF MANDATORY REQUIREMENTS                                                                                                                                                                                       | WHETHER COMPLIED? | ATTACHED AS FLAG |
|---------|-----------------------------------------------------------------------------------------------------------------------------------------------------------------------------------------------------------------------------------|-------------------|------------------|
| 1       | COVERING LETTER AND APPLICATION FORM (AS PER ANNEXURE - A, B )                                                                                                                                                                    | YES / NO          | Flag - A         |
| 2       | PRE-QUALIFICATION OF MANDATORY REQUIREMENTS (AS PER ANNEXURE – C)                                                                                                                                                                 | YES / NO          | Flag - B         |
| 3       | AVERAGE AUDITED ANNUAL TURNOVER RS. 40 LACS IN LAST THREE YEARS.                                                                                                                                                                  | YES / NO          | Flag - C         |
| 4       | COPY OF AUDITED BALANCE SHEET, IT RETURNS AND PROFIT AND LOSS ACCOUNTS SUPPORTED BY CHARTED ACCOUNTANT NOTES DURING LAST THREE FINANCIAL YEARS (I.E., 2022-23, 2023-24 & 2024-25)                                                 | YES / NO          | Flag -D          |
| 5       | MINIMUM THREE YEARS RELEVANT EXPERIENCE IN THE FIELD OF FIRE SAFETY EQUIPMENTS SUPPLY /INSTALLATION (SUPPORTED BY WORK ORDER / COMPLETION CERTIFICATE)                                                                            | YES / NO          | Flag - E         |
| 6       | WORKING EXPERIENCE IN MINIMUM ONE PUBLIC SECTOR BANK (SUPPORTED BY WORK ORDER /AGREEMENT COMPLETION CERTIFICATE)                                                                                                                  | YES / NO          | Flag - F         |
| 7       | MINIMUM 50 NEW FIRE ALARM SYSTEM INSTALLATIONS IN LAST THREE YEARS (SUPPORTED BY WORK ORDER/BILL/INVOICE, (AS PER ANNEXURE-E)                                                                                                     | YES / NO          | Flag - G         |
| 8       | PAN, GST CERTIFICATE                                                                                                                                                                                                              | YES / NO          | Flag - H         |
| 9       | DECLARATION OF NEAR RELATIVES OF SBI EMPLOYEES (AS PER ANNEXURE- F)                                                                                                                                                               | YES / NO          | Flag - I         |
| 10      | AUTHORIZATIONS LETTER FROM PRINCIPAL / OEM AND BACK-TO-BACK SUPPORT FOR UNINTERRUPTED SUPPLY OF FIRE SAFETY EQUIPMENTS AND ITS SPARE PARTS.                                                                                       | YES / NO          | Flag - J         |
| 11      | PRESENTLY SERVICE SUPPORT OFFICE IN MUMBAI CIRCLE WITH ADDRESS AND CONTACT DETAILS.                                                                                                                                               | YES / NO          | Flag - K         |
| 12      | BLACKLISTED FROM ANY PUBLIC SECTOR BANK'S / GOVT UNDERTAKING (AN UNDERTAKING MUST BE SUBMITTED IN THIS REGARD ON FIRM LETTER HEAD)                                                                                                | YES / NO          | Flag - L         |
| 13      | IS THERE ANY DISPUTE PERTAINING TO BUSINESS AS RENDERED / SOUGHT BY YOU IN COURT OF LAW OR ANY JUDICIAL AUTHORITY? (AN UNDERTAKING MUST BE SUBMITTED IN THIS REGARD ON FIRM LETTER HEAD)                                          | YES / NO          | Flag - M         |
| 14      | WILLING TO ACCEPT ANNUAL MAINTENANCE CONTRACT (AMC) FOR EXISTING AND SUPPLY OF FIRE ALARM SYSTEM AS PER TECHNICAL SPECIFICATION AND SCOPE OF WORK (AS PER ANNEXURE-G)                                                             | YES / NO          | Flag - N         |
| 15      | UNDERTAKING FOR OPEN SERVICE SUPPORT OFFICE [ SEE CLAUSE: 2.9 OF EOJ], AND SHOP & ESATBLISHMENT REGISTRATION CERTIFICATE WITHIN DUE DATE AS MENTIONED IN EOJ OFFICE [ SEE CLAUSE: OF EOJ], (AS PER ANNEXURE- H)                   | YES / NO          | Flag - O         |
| 16      | REGISTRATION CERTIFICATE ISSUED BY STATE GOVT UNDER SHOPS AND ESTABLISHMENT ACT BY ANY GOVT ISSUING AUTHORITY OF UP GOVT [SEE CLAUSE:2.5 (v) OF EOJ]                                                                              | YES / NO          | Flag - P         |
| 17      | PERFORMANCE CERTIFICATE ISSUED BY EXISTING OR PREVIOUS EMPLOYER AS PER ANNEXURE-I, NOT MORE THAN ONE-MONTH-OLD [SEE CLAUSE:2.2 OF EOJ, PREFERENCE WILL BE GIVEN TO THE PERFORMANCE CERTIFICATES IF ISSUED BY STATE BANK OF INDIA] | YES / NO          | Flag - Q         |

(Note: - Please enclose valid supporting documents for each item from Sr. No. 1 to 17 in the given order only while uploading online.)

Authorized signatory & seal