

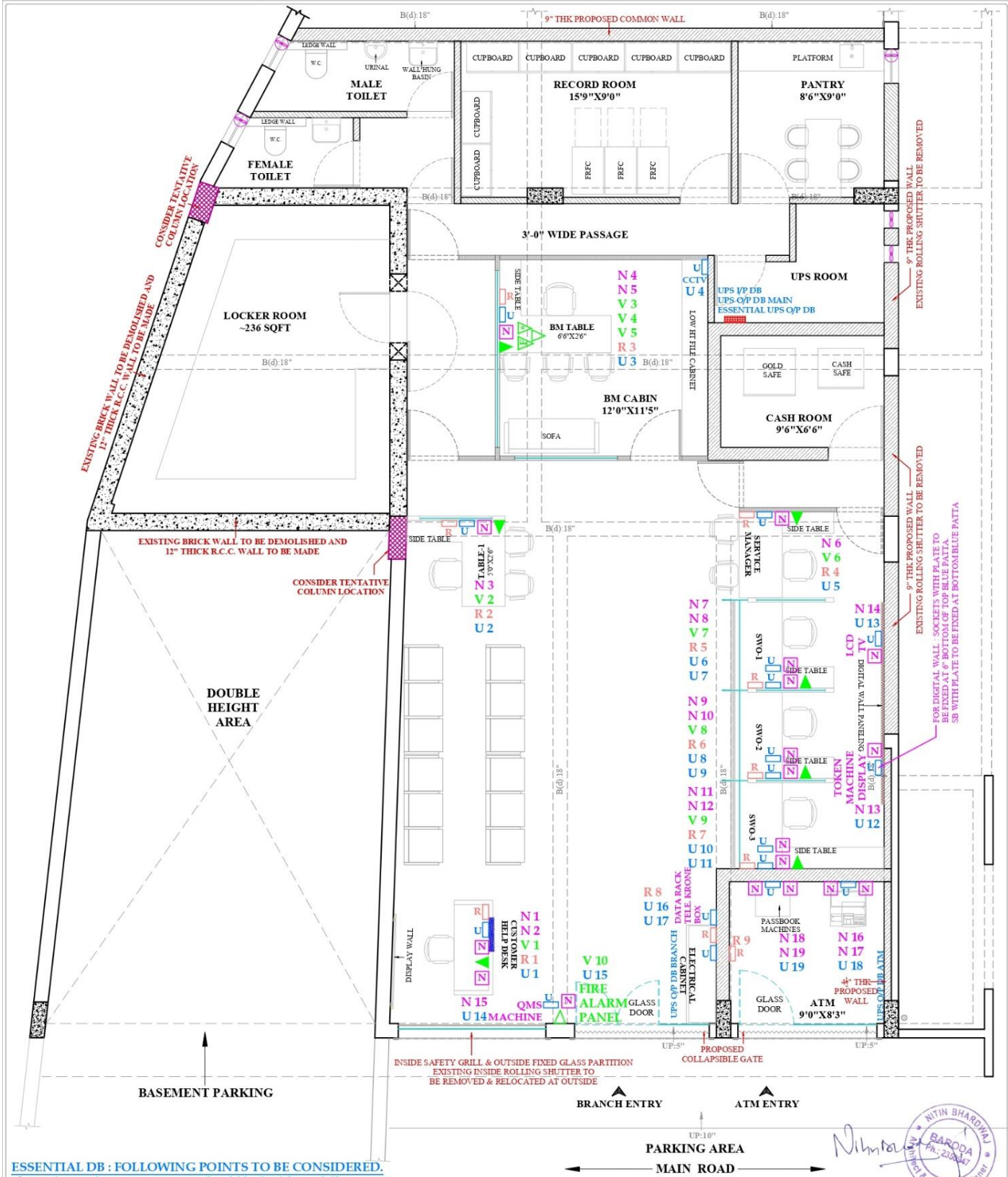
NOTE :
 > OWNER OF THE BUILDING IS SOLE RESPONSIBLE FOR THE CONSTRUCTION AND STABILITY OF LOCKER ROOM. IT IS ADVISABLE TO CONSTRUCT LOCKER ROOM AS PER THE INSTRUCTIONS OF THE STRUCTURAL ENGINEER OF THE BUILDING FOR THE SAFETY AND STABILITY.
 > STRUCTURAL STABILITY CERTIFICATE SHALL BE OBTAINED BY THE LAND-LORD FROM THEIR STRUCTURAL ENGINEER AND SHALL BE SUBMITTED TO THE BANK IF STRUCTURAL CHANGES/ ADDITIONS AND MODIFICATIONS ARE DONE TO THE EXISTING BUILDING / STRUCTURE.
 > BANK AND CONSULTING ARCHITECT SHALL NOT BE RESPONSIBLE FOR ANY LOSS OR DAMAGE CAUSED TO THE BUILDING DUE TO CONSTRUCTION OF LOCKER ROOM.

nba
Nitin Bhardwaj
 architect & interior designer
 207 Ganesha Complex, Bk. Industrial Phase, IC, Outer Ring Road, Kharod,
 Vadodra 390007, Cell : 985 2395947 Email : nitinb@gmail.com

REVISED GROUND FLOOR LAYOUT
 FOR STATE BANK OF INDIA-KAPADVANJ BRANCH



SCALE	DATE	DRAWN	REVISION	BY	NO.
N.T.S.	03-12-2025	NETTI			09



ESSENTIAL DB : FOLLOWING POINTS TO BE CONSIDERED.
 1]. For data rack - two ups points should be laid from diff. ups units for continuous power supply of ups unit.
 2]. ONE SEPARATE UPS CIRCUIT SHOULD BE LAID IN CM CABIN FOR CCTV
 3]. 6 A. S. PLUG UPS SUPPLY FOR FIRE ALARM SYSTEM & ONE TELE. POINT.

N - SYMBOL FOR DATA POINT.
 V - SYMBOL FOR TELE. POINT.
 R - SYMBOL FOR RAW POWER POINT.
 U - SYMBOL FOR UPS POWER POINT.

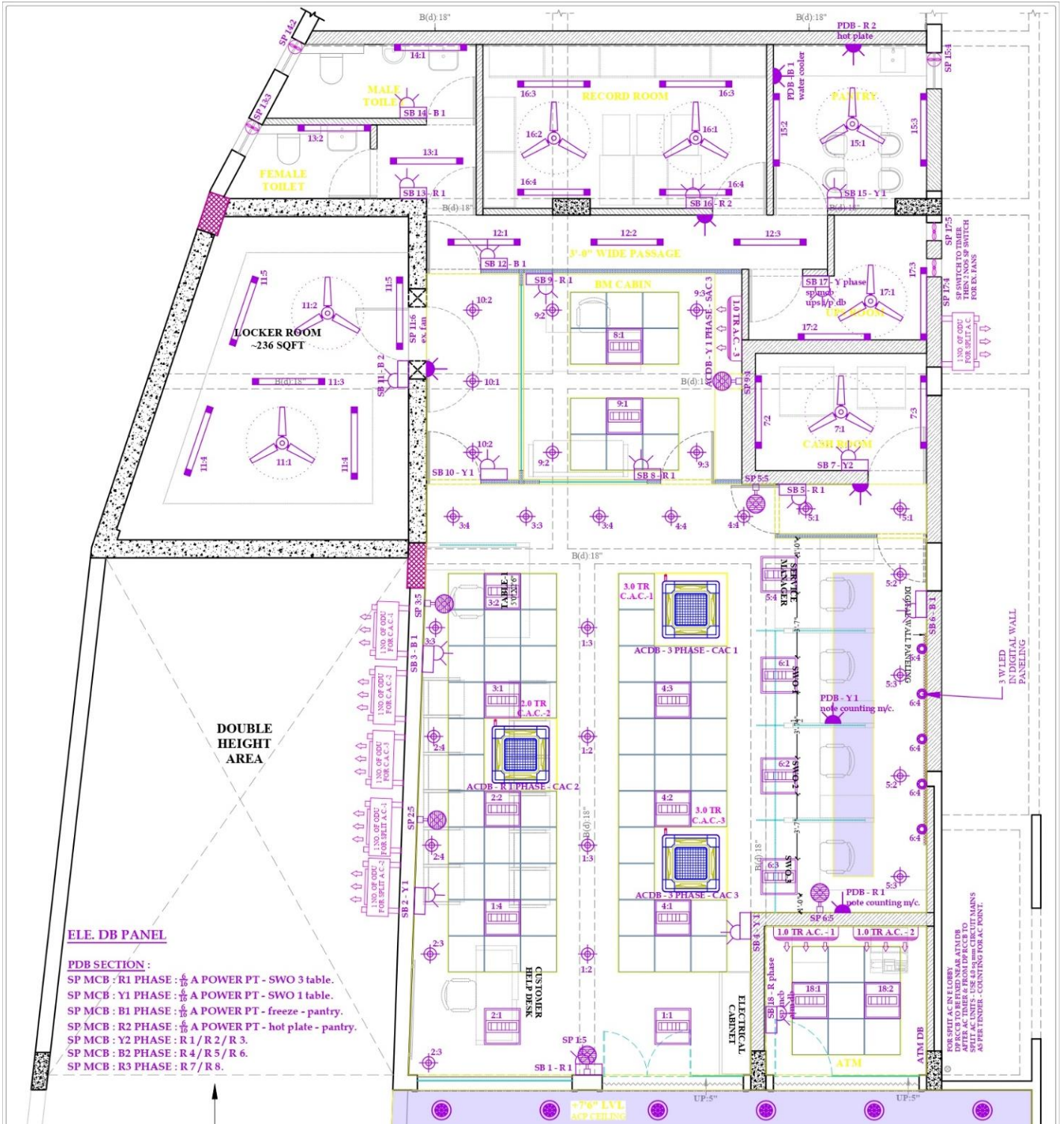
nba
 Nitin Bhardwaj
 architect & interior designer
 207 Gokulji Complex, 20th National Plaza, 9C/2 Data Road, Akapadwanj,
 Vadodra-390007, Call : 295-2209471 Email : nitinb@gmail.com

ELECT-NETWORK LAYOUT PLAN
 FOR STATE BANK OF INDIA-KAPADVANJ BRANCH



SCALE	DATE	DRAWN/REVISION	BY	NO.
N.T.S.	08-10-2025	---	---	---

Nitin Bhardwaj
 Nitin Bhardwaj
 Architect & Interior Designer
 Ph. 2323247



ELE. DB PANEL

- PDB SECTION :**
 SP MCB : R1 PHASE : 1/6 A POWER PT - SWO 3 table.
 SP MCB : Y1 PHASE : 1/6 A POWER PT - SWO 1 table.
 SP MCB : B1 PHASE : 1/6 A POWER PT - freeze - pantry.
 SP MCB : R2 PHASE : 1/6 A POWER PT - hot plate - pantry.
 SP MCB : Y2 PHASE : R 1 / R 2 / R 3.
 SP MCB : B2 PHASE : R 4 / R 5 / R 6.
 SP MCB : R3 PHASE : R 7 / R 8.

ELE. DB PANEL

- LDB SECTION :**
 SP MCB : R 1 PHASE : SB 1 / SB 5 / SB 8 - SB 9 / SB 13.
 SP MCB : Y 1 PHASE : SB 2 / SB 4 / SB 10 / SB 15.
 SP MCB : B 1 PHASE : SB 3 / SB 6 / SB 12 / SB 14.

- SP MCB : R 2 PHASE : SB 16.
 SP MCB : Y 2 PHASE : SB 7.
 SP MCB : B 2 PHASE : SB 11.

UPS I/P DB SECTION :


- SP MCB : Y PHASE : SB 17.

ATMDB SECTION :

- SP MCB : R PHASE : SB 18 - LIGHT SB.
 DP MCB : B PHASE : AC TIMER - AC 1 / AC 2.
 SP MCB : Y PHASE : RAW POWER PT - R 9.

ATM DB SECTION :

- DP MCB : Y1 PHASE : SAC 1 - BM CABIN.
 DP MCB : R1 PHASE : CAC 2 - HALL - 2 TR AC.
 FP RCCB : 3 PHASE AC : CAC 1 - HALL - 3 TR AC.
 FP RCCB : 3 PHASE AC : CAC 3 - HALL - 3 TR AC.



ELECT-CEILING LIGHT POINT LAYOUT
 FOR STATE BANK OF INDIA-KAPADVANJ BRANCH



SCALE	DATE	DRAWN	REVISION	NO.
N.T.S.	08-10-2025	---	---	00